

REDWOOD REMNANTS*March 2024*

March 2024

Hello and Happy New Year!

We haven't seen many of you for the first two months of the year and now March 7 is knocking at our door. Amy said the Sit 'n' Sew days in January and February were well attended by members braving the elements. Those who were there will be happy to hear that the Grange will be installing new rain gutters. The waterfall near the back entrance will be diverted, so hang in there.

We are back to meeting again on the first Thursday of the month at the Humboldt Grange and we will be so happy to see everyone. Be prepared for a busy, fast-moving meeting. We have our wonderful business members describing (briefly) their wares and talents with us; Carol Hansen will be introducing the final HAF/REQG Grant reports which will close the era of REQG Grants.

Front and center will be Challenges! 1) Jeanine Norrish's "Where I Live" Challenge: explaining, revealing, voting, awarding. 2) Martha Johnson's UFO ongoing Challenge. Look for more info on Challenges in this newsletter.

We'll also be hearing what's new from all our committees. Again, see their articles for more information.

Don't forget to make and/or bring the following: Ann's Block of the Month, the March fat quarter (Flowers theme) and something to share during the Hospitality break if you are so inclined.

Quiltingly yours,

Maggie Stimson

Amy Gomes

Co-Presidents

1st Vice President

Welcome back! We are looking forward to many fun activities over the next several months and want to invite you to participate.

March 7 Meeting: We are looking forward to seeing and voting on your challenge quilts. It's always fun to see the creativity you all bring and don't forget, there will be prizes.

We will have our business members share a brief view of what their business offers and invite you to visit them.

We are also inviting the last of our Humboldt Area Foundation grant recipients to give a brief report of how they used the grants they were awarded.

Don't forget to bring your UFO's you have finished since our December meeting. Since we have so much to share, please be very brief in your descriptions.

March 15-16 Retreat: The Board has decided to make the annual retreat a treat, including a potluck salad and baked potato bar on Friday night, drawings, and demos. The hours will be 10 a.m. to 9:00 p.m. on Friday, March 15 and 10:00 a.m. to 4:00 p.m. on Saturday, March 16. The cost for members will be \$20 to share a table and \$40 for whole table. Sign ups are happening now and you can pay for your spot at the March meeting or contact me to arrange to pay at the retreat. There will be a sign-up sheet at the meeting so you can choose which items you want to bring for salad fixings and baked potato toppers. Email or call me to reserve your spot. Mjmojo2289@gmail.com or 707-498-5390.

April 4 Meeting: Sally Frey will be our speaker and talk about the classes she will teach on Friday and Saturday, April 5-6 at the Humboldt Grange. Lynne Todoroff will have sign-up information.

The UFO final sharing and drawings for prizes will take place at the April meeting.

May 2 Meeting: Our basket auction will take place instead of a regular meeting. Stay tuned for how you can contribute materials and/or make a basket or two.

June 6: Annual meeting and election of new President, Treasurer and 2nd VP. We need your help to continue with our Guild's mission and activities, so please consider if you might be a good candidate. Talk to any of the current officers for information about each office and know there is ongoing help from all Board members. Contact Parliamentarian, Bettyann Biringer-Rehm if you want to help develop a slate of candidates.

June 8 Stash Busters Sale: This will be a chance to rent a table and bring those extra or unused supplies and/or fabrics to sell to the public. Members will have first chance to reserve a table. Sign-ups will begin in April.

First VP

Martha Johnson

2VP Report

The November Workshop was fun filled and successful. Jeanine organized a small Dutch Lottery with paper piecing supplies, books and patterns. She also put together a collection of fat quarters and Villa Rosa patterns for participants to choose their prize. Helen's participants have decided to join together and a Community Quilt will be made at a future date which we will proudly share.



Sally Frey will be teaching collage style quilting at our April Workshop. This workshop will be held at the Humboldt Grange April 5 & 6, 2024. The two day workshop will be \$40. I have sign up sheets ready for 20 participants.



And below is a small corner of the Opportunity Quilt for the 2025 Quilt Show. I've managed to complete two rows of the quilt. I have kits prepared for volunteers to help in the sewing. I'll have them at the January 13 and February 10 Sit n Sews plus I have two sew days at Ocean Wave, January 20 and February 23 from 10:30-3. Please sign up for one of these sew days when we can work on these blocks together.



The Northern California Quilt Council is a great resource for teachers. They have two "Meet the Teachers" meetings per year, unfortunately, I don't have the 2024 calendar but I'll keep investigating and I'm willing to work with someone who is interested in quilting educators.

Please contact me to sign up for sit n sews and the April workshop plus if you are interested in the NC Quilt Council.

Happy Holidays, Lynne Todoroff
Ltodoroff09@gmail.com, 707-601-9618
or PO Box 4508, Arcata, CA 95518

2024 Challenge Quilt

The unveiling of the 2024 will be at the March 7th quilt meeting. If you have chosen to participate I would like to ask that you get to the meeting by 5:30 so we can get them numbered and hung before the meeting starts.

The theme of this challenge is "where you live"

It must have a heart and the color green

It can be any size

Prizes will be awarded in the following categories:

- 1) Peoples choice
- 2) interpretation
- 3) Humor
- 4) Color
- 5) embellishment

I hope you all had fun with this challenge, Jeanine

Parliamentarian

Three volunteers are needed from the general membership (no current officers). Elections for the guild President, 2nd Vice President and Treasurer happen this year. You would be working with me contacting members to be nominated for these offices. Also, members can volunteer to be nominated for any of these offices. You would be exempt from nomination by being on the nomination committee. Thank you for considering working on this committee with me or volunteering for nomination for an officer position.

Bettyann, Parliamentarian

Hospitality

REQG members,

Please bring treats to share. Savory or Sweet.

Ruthanne and Lee Ann
Hospitality

Fat Quarter Raffle

Please bring batik fat quarters for the December Fat Quarter Raffle.

This is how it works: you will receive a raffle ticket for every fat quarter you submit. If your ticket is drawn, you win all the fat quarters donated at that meeting. Below are fat quarter themes for this coming year.

March - FLOWERS

April - WEATHER

May - NOVELTY

June - BABIES

See you soon,
Melody Williams
Yvonne Jolley

MOONSTONE QUILT GUILD FABRIC AND GARDEN SALE

Community quilts needs to raise funds for backing fabric and batting so we are going to sponsor a yard sale on Saturday, April 20 at the Catholic Church on McKinleyville Ave. We are looking for donations of quilt fabric, notions, batting, buttons and embellishments. Also, books, magazines and plants or garden items.

We will be collecting items in April and you can contact me at 707-839-3438 if you need me to pick up your donations. If you're a member of REQG you could bring items to the April meeting. All of the proceeds will be used for our Community Quilt Program. We donate quilts to the dialysis center in McKinleyville, to the PACT women and children's house in Eureka and to veterans in Hospice.

Please help us with this fund raiser when you clean up your sewing room or are busy enjoying the sunshine out in your yard and find extra plants and garden stuff!



Presentation of REQG Grant Reports

In December 2022, Redwood Empire Quilters Guild awarded six quilting-related grants for worthy projects to be completed in 2023, as well as a grant donation to the Clarke Historical Museum. The totality of REQG Grants bestowed was \$12,382.89. With these disbursements, the Redwood Empire Quilters Guild Fund at the Humboldt Area Foundation was closed in December 2022.

At our March 7th General Membership Meeting, the following grant recipients, or their representatives, will be presenting brief reports of REQG Grant usage:

- Susie Freese, #20230892, \$2,000, "Quilting for Charity"
- Shelter Cove Arts & Recreation Foundation, #20230893, \$700, "Development of a Shelter Cove Quilters Guild"
- Redwood Art Association, #20230894, \$1,600, "Beyond the Page: A Focus on Sculpture and Fiber 2023"
- Eel River Valley Quilt Guild, #20230895, \$2,000, "Katrina's Closet"
- Mary Fisher, #20230896, \$1,700, "Quilting for Hope"
- Redwood Adult and Teen Challenge, #20230897, \$2,000, "RATC Sewing Class"
- Clarke Historical Museum, #20230935, \$2,382.89, "Preserving the Museum's Quilt Collection"

Please note: The Shelter Cove Art & Recreation Foundation's 10th annual Labor of Love Quilt Show, now sponsored by the Lost Coast Quilt Guild, will be held on Saturday 31 August 2024 in Shelter Cove. On the same day will be the drawing for LCQG's queen-size opportunity quilt, 'Adventure in Ocean Hues', a wonderful assemblage of single and double stars, pinwheels, and flying geese, in a wide value-range of blues and blue greens. Tickets cost \$5 for one ticket, \$20 for five tickets. Having the REQG Board's approval, I will have LCQG opportunity quilt tickets available for purchase at our guild meetings. I hope REQG members will be interested in supporting the newest quilters guild in Humboldt County by buying a ticket or two.

Carol Hansen

Chairperson, REQG HAF Committee

Nonvoting Member, REQG Board of Directors

What's Happening?

Redwood Empires Quilters Guild meets the third Thursday of the month, but not in January or February. Social time begins at 5:30 and the meeting at 6:00 at the Humboldt Grange, 5845 Humboldt Hill Road, Eureka. See the website at: www.REQG.com.

Moonstone Quilt Guild meets the fourth Wednesday at 6:00, January through October at Christ the King Catholic Church, Community Hall, 1951 McKinleyville Avenue, McKinleyville. Contact Pam Smith at ski-los@sbcglobal.net.

Eel River Valley Quilt Guild meets the last Thursday at 6:00 at Wood Street Chapel, 1649 Wood Street, Fortuna.

By The River Stitchers meet monthly on the first Saturday of the month at the Panamnick Senior Center in Orleans. They also have spring and fall retreats. For more information contact Renee Stauffer at renee50@hotmail.com.

Other information about quilt happenings and resources like quilt shows and other guilds' meetings can be found at: **Quilt Hub** at www.quiltinghub.com and **Northern CA Quilt Council** at <https://ncqc.net>.

If you know about any quilting related events you would like included here, please let me know. Martha Johnson, mjmojo2289@gmail.com

Block of Month REQG - Due at March, 2024 Meeting Single Irish Chain (For St. Patrick's Day)

The block finishes at 12" x 12" and is 12½" x 12½" before it is sewn into quilt. Use a medium or medium-dark green and a white or nearly white fabric.

1. Cutting:

From the green fabric,

Cut 1 square that is 4½" x 4½".

Cut a strip of green that is 2½" x 21"

From the white fabric,


Cut 4 squares that are 4½" x 4½"

Cut a strip of white that is 2½" x 21"

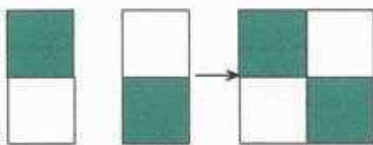
2. Sew the 2½" x 21" green strip to the 2½" x 21" white strip. Press toward green.



3. Cross cut the green/white pair at 2½" intervals. You will have 8 pieces.



4. Sew two white/green pairs together to make a 4-patch. Make four 4-patches. Press either way, it doesn't matter.




5. Sew a 4-patch to the right and left of a 4½" white square. Make two. Make sure a green square is at the top corners on one and the bottom corners on the other. If you make them the same, they can simply be rotated. Press toward 4-patches.



6. Sew a 4½" white square to the right and left of the 4½" green square. Make one. Press toward green square.



7. Sew the sub-blocks from step 5 to the top and bottom of the sub-block from step 6. Make sure there is a green square (from the 4-patches) at the corners. Press toward center sub-block.



Below are sizes of quilts before borders

3 x 3 = 36" x 36" (9 blocks)


3 x 4 = 36" x 48" (12 blocks)

4 x 4 = 48" x 48" (16 blocks)

4 x 5 = 48" x 60" (20 blocks)

You can make more blocks and a larger quilt if desired.

Example shown is 4 x 5



This is a traditional block but the instructions are by Ann Anderson. 707-633-5467 or ann@penandquilt.com.



March Birthdays

Judith Langley

Dorothy Bianchi

Marilyn Ambrosini

Vanja Lugliani

Cheryl Pekar

Nancy Frost

Susan Rhodes

Larry Buerer



REQG Officer and Committee Chairs List 2023-2024

PRESIDENT	Amy Gomes Maggie Stimson
1st VICE PRESIDENT	Martha Johnson
2nd VICE PRESIDENT	Lynn Todoroff
SECRETARY	Bonnie Kavanaugh
TREASURER	Kathy LaForge
PARLIAMENTARIAN	Bettyann Bringer-Rehm
COMMUNITY LIAISON	Jeanine Norrish
LIBRARIAN	Terry Tauzer
MEMBERSHIP	Tina Marie Fulton
NEWSLETTER	Yvonne Jolley
QUILT SHOW	Wanda Wahlund Nancy Frost
PUBLICITY	Martha Johnson
BLOCK OF THE MONTH	Ann Anderson
FAT QUARTER RAFFLE	Melody Williams
HOSPITALITY	Lee Ann Moore Ruthanne Rocha
OPPORTUNITY QUILT	Pat Smith
RAFFLE TABLE	Susie Freese
SHOW & TELL	Susan Tousley
SMALL QUILTS	Susie Freese
SUNSHINE	Mimi Mace
FACEBOOK/WEBSITE	Yara Hailey/ Maggie Stimson

Ready Reference

Fat Quarter: 18" x 22"

Preemie Quilts: 14" x 14" to 20" x 20"

Doll Quilts: 18" x 18" to 28" x 28"

Community Quilts (Approximately)

Hospice 40" x 60" red, white and blue. Larger is ok.

Child 50" x 50" up to 50" x 60" x 70"

square or rectangular

Lap 50" to 60" x 72"

Twin 70" x 80" smaller or larger is ok.

Donations child 50" x 50" to queen

90" x 90" square or rectangular

Questions? Call:

Fat Quarters Melody Williams 601-6604

Community Quilts Jeanine Norrish 443-8805

Redwood Remnants is published monthly by the Redwood Empire Quilters Guild

P. O. Box 5071,

Eureka, CA 95502-5071 or www.reqq.com.

REQG is a 501(c)4 Non-Profit Corporation

Donations to REQG are not tax deductible

Complete financial reports and minutes are available from the appropriate Board Officer.

**PLEASE RESPECT THOSE WHO HAVE ALLERGIES
LEAVE THE PERFUME AND HEAVY
FRAGRANCES AT HOME ON GUILD NIGHT!!**

**NEWSLETTER GUIDELINES**

Newsletter items of general interest are accepted from all members of REQG. Business memberships include a business card-sized ad in each newsletter for the REQG year. Members are welcome to submit a copy-ready ad in the following sizes:

Business card size \$ 5.00

1/4 page \$10.00

1/2 page \$20.00

Full page \$40.00

If at all possible, please type articles in Microsoft Word or save as RTF format. If feasible, ads should be submitted in a graphic format via email or disk (jpeg preferred).

Send payment with ad to:

REQG—Treasurer

P.O. Box 5071

Eureka, CA 95502

Or send payment to above address and e-mail ad to

reqqnews@gmail.com

-or- through the link at reqq.com

NEWSLETTER DEADLINE: 15th of the month

REQG Calendar**Humboldt Hill Grange**

Date: March 7, 2024

Hospitality: 5:30 p.m.

Meeting: 6:00 p.m.

Board Meetings

Date: March 18, 2024

Time: 6:00 pm

Place: Susie Freese's home
1502 D Street
Eureka

SPECIAL EVENTS:

April 5 –6 Sally Frey Class



Next Guild Meeting

March 7, 2024

Next Board Meeting:

March 18, 2024

**Ocean Wave Quilts**


305 V St.

Eureka, Ca.

(707)444-0252

Wednesday-Saturday 10:00-4:30

Quilting Cottons, Batiks, Notions, Patterns, Classes

*Susie Sews**Machine Quilting**Susie Freese, Owner**1502 D Street**Eureka, CA 95501**(707) 445-5844**Email: susiefreese@gmail.com***Top to Bottom Stitches**

Longarm Quilting Services

Susan Tousley2148 Home Dr.
Eureka, Ca.

toptobottomstitches@gmail.com

707 444-2998**Top to Bottom Stitches****SERVICES:**

- * Machine basting for YOU to hand quilt.
- * Meandering
- * Pantograph Stitching
- * Freehand Stitching by Design
- * Templates/ Rulerwork

We Love Referrals!**Call Sue @ (707) 444-2998****Wild Goose Quilting**

Joanie Weiser

(707) 822-2021

(707) 672-2619 cell

Located in Bayside, CA

joanie@wildgoosequilting.com

wildgoosequilting.com

Long Arm Quilting using state-of-the-art Innova technology

*Kelly Hampton*

stitchferndale@gmail.com

385 Main St. Ferndale, CA 95536

PO Box 294

707.786.5007

Springville Quilt BarnOwner: Jan Leonard
(707)496-34332045 S Main St Fortuna
Thank you for Stopping by!
Happy Sewing.....Instagram: *Stitchinthevillage* **stitch**

FRESHWATER QUILTHANGERS



Verne R. Frost



vrf@freshwaterquilthangers.com
(707) 443-5264

Quilters Welcome!

443-3158
2825 F St.,
Eureka
Mon. - Fri.
9am-5:30pm

Pacific Paper Co

ARCATA STATIONERS

Find us on the Web
•Free Delivery

Amy Gomes, Owner

Furniture, Chairs, Ergonomics
Office, School & Computer
Supplies, Best prices, everyday!



**Lavender Rose
Fabrics & Retreats**

Patty & Stephanie Underwood
Now offering quilting & painting classes!

301 West Harris St. Eureka, CA
530-945-2770
LavenderRoseFabrics@hotmail.com

All Washed Up Quilts

Angie 707-496-4137
Weezie 707-496-6498

Visiting Angels
LIVING ASSISTANCE SERVICES




Jeanne O'Neale
invites you to come by to meet our
staff and see our training room
Please call for an appointment
707-442-8001
1112 5th street, Eureka
www.visitingangels.com/eureka

FOLLOW US ON
facebook

« REFER A FRIEND »»

DATE: _____

APPLICANT: _____
*PRESENT THIS CARD TO HUMAN RESOURCES DURING YOUR FIRST INTERVIEW

REFERRED BY: _____
**IF YOUR REFERRAL IS HIRED AND STAYS 90 DAYS YOU WILL RECEIVE A \$100 BONUS!

APPLY ONLINE AT WWW.VISITINGANGELS.COM/EUREKA/EMPLOYMENT



REDWOOD EMPIRE QUILTERS
GUILD NEWSLETTER
P.O. Box 5071
Eureka, CA 95502



MEMBERSHIP	
Annual Dues	\$25
Associate Member - Newsletter only.	\$15
Junior Associate Member (Ages 12-17).....	Free
Guest Donation.....\$3 Special Meeting....	\$ 5

- Don't Forget**
- Name Tag
 - Personal Beverage Holder with Lid
 - Community, Preemie, and Doll Quilts
 - Library Book (s) & Fine
 - Show and Tell Items
 - Fat Quarter
 - Block of the Month
 - Raffle Table Items

