

REDWOOD REMNANTS

September 2023



Presidents' Message

We will be back at Humboldt Hill Grange for our September meeting. The Board and Committee Chairs will be upholding a guild tradition by bringing refreshments for this meeting. It has been a while since we have shared in this way. We must still be mindful of spreading any viruses, but Maggie, for one, is really looking forward to sharing in this way again.

We have had our first General Meeting and our first Board Meeting of our 2023-2024 REQG year. About 30 of us enjoyed perfect weather for our brown bag meeting at Freshwater Park. In the future, we will do better at pinpointing the picnic area for members who have not been there before. Our new officers were there. Our new 1st VP brought delicious cupcakes to share. Quilts were shared and Pat Smith shared an Opportunity Quilt that was donated by Susie Freese to raffle at the upcoming Natural Fiber Fair, September 9 & 10, at the Arcata Community Center where we had our show last month. The Board decided that tickets will be available for sale at our meeting and at the Fiber Fair with the drawing being done at the end of the Fair. This is a lovely quilt, be sure to get your tickets and volunteer to sell tickets at the Fair if you can. We so appreciate your help, plus the Natural Fiber Fair is fabulous!

It became clear at our Board Meeting that we have a great year of programs lined up by Martha Johnson and teachers by Lynne Todoroff. Also, Amy and Maggie have a few positions becoming available on the Board and hope some of you will step up to help. More about that elsewhere in Newsletter articles by others and at the upcoming meeting.

Nancy Frost, our 2023 Quilt Show Chair, will share a quick wrap-up of the show. And what a show it was!

Our new year is off to a great start quilters! See you at the meeting: Hospitality starts at 5:30pm, Meeting at 6:00pm.

See you there, lots to share!

Maggie Stimson and Amy Gomes
Co-Presidents



First Vice President

Join us for the September 7 meeting and learn about a new quilting challenge presented by Jeanine Norrish that will be a really fun one. If you haven't participated in a challenge before, you will find it showcases many members creativity. You will have until March to complete your entry and prizes will be awarded based on votes for your favorites.

Also at the September meeting, I will announce another round of the UFO Challenge, which challenges us to finish some unfinished projects. It's a simple and effective way to motivate us to really finish those projects that are just waiting for us to complete. You are asked to make a list of 10 UFO's (or less if you have fewer to finish). You should number them and at each meeting we will draw a number and you work on that one on your list to finish by the next meeting. The members who bring a finished UFO from their list will be entered in a drawing. It sounds simple, but it really does help get through some of the quilts we have waiting for our attention. Let's see how many you can finish.

Come sew the nine-patch blocks into quilt tops on Saturday, September 16 from 10-3 at the Humboldt Grange. In case you didn't make it to the quilt show last month, Jeanine organized a team to sew the 9-patch blocks guests had selected. I believe there were about 250 blocks made and now it's time to add sashing and put the tops together. With your help, we can make a bunch to jump start our Community Quilts project for the year. Sign ups will be at the September 7 meeting or you can call me to add your name to the list. I hope you can help us!

So far, here is the calendar we are working from:

September 7: Challenge presented, UFO Challenge

September 16: Nine Patch sew day

October 5: Bed turning with Susie Freese, Holiday gift demos, Fall and Halloween show and tell

November 2: Different ways of paper piecing with Jeanine Norrish and Helen Saunders

November 3-4 Classes with Jeanine and Helen

December: Fun & games, Left, Right, Center (or strip poker)

January 13: Sit and Sew

February 10: Sit and Sew

March: Challenge quilts revealed, meet business members

March 15-16 Members Retreat

April 4: Speaker Sally Frey

Martha Johnson

First Vice President



2nd VP

I must say, the Quilt Show highlighted a very talented group of quilters. I have heard only compliments from the community. And that is what we are all about, educating the community and this year we included the community with the Honor Quilts. So! How many of you are inspired and ready to sew again?

I am planning a workshop November 3 and 4 at the Humboldt Grange (our usual meeting place). Set up is arranged for 9:30 with classes starting at 10 going on until 3. Jeanine Norrish is presenting English paper piecing for projects "on the go." And Helen Saunders is presenting machine paper piecing. We will have kits for you, supply lists will be available after sign-ups. Of course, machine paper piecing, you need to bring your sewing machine. And everyone needs to bring their preferred snacks/ lunch. I am really hoping we have 20-25 sign up. I plan on dividing the class, so half will learn from Helen and half will learn from Jeanine, then the next day you trade places and learn from the other tutor. At the end of the workshop, you will have two new techniques! Now I know there are some of us leaning toward machine work because our fingers are tired. I am happy to have you in Helen's class both days. And for those of you who must work and can only make one day, you may choose which technique to learn on the day you can come. If the participants agree, Helen and I thought we could put all the machine paper pieced blocks together in a quilt to raffle off at the guild raffle table. Showing off our success is good advertising for future workshops.

It has become necessary to charge a little more for workshops to cover the costs of presenting them, so this workshop is \$25/day. I am aware of new members (YEAH) who might have a tough time paying for the workshop but have a strong desire to attend. I want you to know we have a few **scholarships** available so please contact me to make those arrangements. Anyone who wishes to help facilitate new young members please let me know you are willing to **sponsor** a seat at the workshop.

I will be represented by Nancy Frost at the September general meeting, unfortunately I will not be available except by email. Please sign up at the meeting, checks payable to REQG.

Now a side benefit to this workshop is I am leading the development of an opportunity quilt for guild year 2024-25 and it is PAPER PIECED! Come January (and future months) I plan on arranging sewing days (dates and location to be determined) so willing members can contribute to the making of the opportunity quilt. It is a beautiful autumn leaves made with Free Spirit fabrics and measures 85 x 110. This quilt requires accurate quarter inch seams and precision sewing but there will be steps everyone can do. I will need help! More information will be coming when my plans are confirmed. I will try to plan different days of the week in an effort to allow more people to attend.

We are making an effort to make opportunities for members to meet and work together and contribute to the guild. Please join us!

Lynne Todoroff, 2nd VP

ltodoroff09@gmail.com



Quilt Show Wrap up!!

If you did not attend the 2023 quilt show, you missed a beautiful show. The Arcata Community Center was a great venue with plenty of parking and a large, clean bathroom that was easily accessible.

There were over 200+ quilts displayed in the large gym plus quilts in three other rooms. In addition to the main quilt display, the gym also had space for vendors. There were 12 different vendors with some appealing products (and credit cards were accepted by every vendor). Across from the entry to the gym, the Featured Quilters had their booth. Joyce Turner and Yvonne Jolley were greeted and spoke to most attendees during the two days of the show.

The attendance at the show was up from the two previous shows. There were over 700 tickets sold to seniors, 300 tickets sold to adults and 53 free tickets given to children and seniors 90+. The Timber Ridge Assisted Living facility brought a bus with 14 attendees. If we add in all the volunteers who worked at receiving, set-up, and during the show on Saturday and Sunday, we had well over 1,200 attendees.

New quilt show features included the Dutch Lottery. Connie Johnson pulled together 13 different basket items plus a sewing machine donated by Hokema Sewing Center from Redding. She did a brisk business selling tickets and people were eager to win all the baskets that were displayed.

Another new feature was the Bobbin Bistro, our in-house café, which was decorated in red/white/and blue and looked wonderful with the 13 honor quilts that were on display in the room. On Sunday, the Bistro was closed at 2 pm to set up for the Honor Quilt Program. The honorees and their family and friends who attended were very impressed with the ceremony and receiving a quilt. Helen Saunders was the Mistress of Ceremony and did a great job. The Bobbin Bistro run by Wanda Wahlund and Amy Gomes served sandwiches, soups, salad, cookies, and fruit. It was so relaxing to be served food and be able to sit, chat, and view the honor quilts.

On the odd numbered hours, vintage (50-year-old) and antique (100-year-old) quilts, better known among quilters as bed turning was masterfully presented by Janet Fessler and her helpers. On the even numbered hours Catherine Brown and Jeannie O'Neal arranged to have a few of our members and vendors give demonstrations.

Down the hall in the Arts and Craft room, Jeanine Norrish and her cadre of volunteers helped attendees compile their 9 patch squares and sew them together so that the squares could be placed on the display walls. Jeanine now has 257 completed squares, and 72 squares that still need to be sewn. Those squares will be made into lap and bed size quilts that will be donated to the community.

Our last display at the quilt show featured photo replicas of the quilted wedges in the Christmas Tree skirt for Sugar Bear, the Douglas Fir tree, which went to Washington D.C. December 2021. Maggie Stimson was responsible for this display. Attendees slowly viewed the photos and read the descriptions as they made their way down the hall. Most attendees then viewed the display set up outside by staff from Six Rivers National Forest office and had their picture taken with Smokey Bear

There were numerous committee chairs who worked behind the scenes – before, during, and after the show that need to be recognized besides those mentioned above. Those individuals are Susie Freese, Gail Owren, Tina Fulton, Debbie Marshall, LeeAnn Moore, Carol Hanson, Lynne Todoroff, Pat Smith, Carolyn Pounds, Yvonne Jolley, Angie Tustison, Bettyann Biringer Rehm, Pam Smith, Kathy LaForge, Terry Tauzer, and Martha Johnson. In addition to the above individuals there were so many members from the three guilds, plus friends and family of guild members who volunteered during the show that need to be thanked. It takes a small village to put on a successful quilt show.

The quilt show is a key fund raiser for the guild. The 2023 quilt show cleared \$8,000 after expenses. The funds will help pay for the guild's insurance, storage rental fees, hall rental, etc. Besides raising funds, the quilt show is our prime vehicle for educating the public about quilts making, quilt history and our local quilt masters. The 2023 quilt show was a success, and the success will be repeated during the 2025 quilt show.

Thank you to all who helped make the show a success.

Nancy Frost and Wanda Wahlund, Quilt Show Co-Chairs

New Guild Liaison to the Blood Bank is Needed

Every four to six months the display of smaller quilts in the donor room of the Northern California Community Blood Bank is changed. The quilts come from the private collections of REQG members. The quilts are solicited and gathered by the guild's liaison (Currently that person is Nancy Frost), she delivers them to the blood bank which is located near Providence Hospital. The staff at the blood bank climb the ladder, remove the outgoing quilts, and hang new quilts in their place. Members who wish to sell their quilts can set their own price and interested donors/staff can arrange to purchase the quilts when the display is taken down.

The liaison position truly consumes little time. S/he solicits and collects the smaller quilts from members or friends, types up the list of quilts that are to be in the display and the owners' names, as well as a name card with price if the quilt is for sale, and at the end of the display returns quilts to their rightful owners. A request for quilts can be made orally at guild meetings and/or in the monthly newsletter. It takes approximately 22 quilts that are no larger than 40 inches in width to adequately fill the wall space in the donor room. This is an easy committee, but it is more fun to do if you have a pal to do it with.

The current quilt display will remain at the blood bank until the end of September. A new exhibit should be ready to go on the first of October. For more information about the position talk to Nancy Frost. Volunteers should contact President Maggie Stimson.

Raffle Table

Welcome to a new year of fun and great prizes.

As always, we welcome new and gently used items for our raffle table.

We will also continue to have "special" drawings whenever we have an extra nice item for our raffle table. Last year we managed to pay the rent for the year from the proceeds from the raffle table

Come see us at the back of the room and bring your donations as well as your money.

Susie Freese and Connie Johnson

Small and Doll Quilts

Due to decreased interest in doll quilts from the community the board had voted to dissolve the doll quilt committee. If members still have leftover blocks or are experimenting with different designs the community quilts committee will be happy to take your donations. These blocks can be made into children's quilts that can be donated to Northcoast Children's Services.

The board thanks all of you that have contributed to this committee over the years.



Fat Quarter Table

Welcome back Quilters!

We hope everyone will continue to participate in the Fat Quarter Raffle.

This is how it works: you will receive a raffle ticket for every fat quarter you submit. If your ticket is drawn, you win all of the fat quarters donated at that meeting. This is a great chance to acquire a stack of similar fabric that you can use for a quilt or to clear out your stash so you can buy more. Below are fat quarter themes for this coming year.

September - APPLES

October - PUMPKIN/FALL

November - XMAS

December - BATIKS

January - No Meeting

February - No Meeting

March - FLOWERS

April - WEATHER

May - NOVELTY

June - BABIES

See you soon,
Melody Williams
Yvonne Jolley



2024 Challenge Quilt


Here is the grand reveal for the 2024 Challenge quilt...

*Where you live.

Your interpretation, could be your house, neighborhood, county, country, bathroom, bed, you get the idea.

*Must have a heart.

Any way you want, applique, iron-on, quilted, part of the fabric.

*Must have the color  green


*Can be any size, but keep in mind it will show better if it's wall hanging size.


I came up with this idea because I always wanted an excuse to do a quilted version of my house, now I'll have to.


Have fun, Jeanine



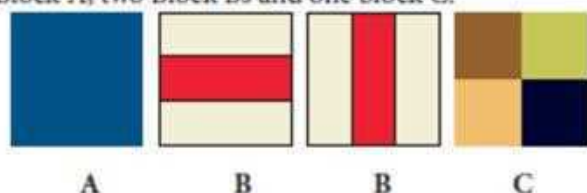
Block of Month REQG - Due at October Meeting
 This month is a little different in that there are three "blocks" and they can be assembled into the quilt shown below. The blocks finish at 6" x 6" and the quilt finishes at 51" x 63" if the 1½" inner border and the 3" outer border are used.

 **Block A** is cut as a 6½" x 6½" square. Please use a dark blue that reads as a "solid". It can be a plain, mottled, tone-on-tone, batik or small print fabric.

 **Block B** is a red and tan stripe. It finishes at 6" x 6" and is 6½" x 6½" before sewn into quilt. It has two 2" tan strips and one 2" red strip. Again use fabrics that read as "solid".

 **Block C** is a 4-patch with 3" squares. It finishes at 6" x 6" and is 6½" x 6½" before sewn into quilt. Use lots of different colors but each 4-patch should have two dark and two light or medium-light squares. Again use fabrics that read as "solid".

To make the number of blocks for the quilt shown at right, make sets of A, B and C. For each set, make one Block A, two Block Bs and one block C.



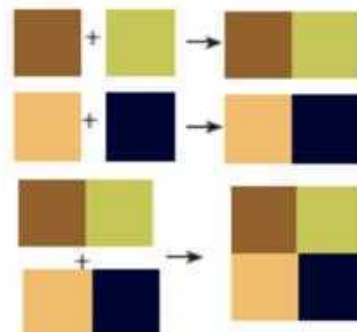
Block A. Simply cut a 6½" x 6½" square.

If you want to make lots of sets, note that you can get 6 Block As from a WOF Strip. If you are using fat quarters, you can cut 3 Block As from the 21" edge of the fat quarter. You need 15 A Blocks for the quilt shown.

Block B. Make two blocks. From the tan fabric, cut four pieces that are 2½" x 6½" and from the red fabric, cut two pieces that are 2½" x 6½". Sew a tan strip to each side of each red strip. Press toward the red strips. Simple rotate one of the blocks 90 degrees to get the vertically oriented block B.

If you want to make lots of sets, Cut two 2½" x WOF tan strips and one 2½" x WOF red strip. Sew together with red fabric in the center. Press toward red and then cross cut into six 6½" B blocks. If you are using fat quarters, sew two tan 21" strips to the outside of the red strip. Press toward red strip and cross cut 6½" blocks. You can cut 3 Block Bs from the 21" edge. The quilt shown needs 32 B blocks.


Block C. Cut four pieces of fabric, each 3½" x 3½". Use as as many colors as you like but use two dark and two light or medium-light fabrics in each block. Sew squares together in pairs using one dark and one light or medium-light per pair. Press toward darker square. Nesting seams, sew the two pairs together with the dark fabrics in opposite corners. Press in any direction you want.



You would need 16 four-patches to make the quilt pictured. Inner border is 1½", cut 5 strips 2" x WOF Outer Border is 3", Cut 5 strips 3½" x WOF

If 16 sets of blocks are contributed, the winner can make this quilt without additional blocks.

This quilt design is adapted from an original by Judy Martin. This particular size of blocks and quilt size as well as instructions are by Ann Anderson. 707-633-5467 or ann@penandquilt.com.





Redwood Empire Quilters Guild
 P.O. Box 5071
 Eureka, CA 95502

Date: _____

Individual Membership Registration Form

Please print legibly

Make check or money order payable to: REQG

Please check one: Renewal member New member

Last Name _____ First Name _____

Address _____

City _____ Zip _____ Ext _____

Home Phone # _____ Work or Cell # _____

Birthday Month _____ Day _____ Electronic Newsletter (circle one)? Yes or No

Email Address _____

Sponser Name and phone number _____

(for Junior Members 10-12) _____

Please check one:	Cash/Check or Money Order No.
<input type="checkbox"/> Full Membership	\$25.00
<input type="checkbox"/> First-Time New Member after February 1st	\$15.00
<input type="checkbox"/> Associate Membership (Newsletter only)	\$15.00
<input type="checkbox"/> Junior Associate Membership (ages 12 - 17)	\$0.00

The guild year runs from August 1 to July 31 of the following year.

The annual REQG membership fee is due September 1st and delinquent on September 15th.

Interested persons may join throughout the guild year.

Return your REQG Membership Registration Form with fee payment to the Membership Chair at the next general membership meeting or mail to Redwood Empire Quilters Guild at the address above.

Meetings are held on the first Thursday of the month, September through June. Board meetings occur the following Monday. Board meetings are open to the general membership. Informal non-business meetings may be held in July and/or August. Changes to meeting dates are posted on our website: www.reqg.com.

The Redwood Empire Quilters Guild encourages members to participate in guild activities.

Your occasional assistance with some of these duties would be greatly appreciated. Please see the membership committee for additional information.

You may also indicate if you require some assistance.

Please check the items of interest to you in the list below:

<input type="checkbox"/>	Drive another member to meeting	<input type="checkbox"/>	Quilt Show
<input type="checkbox"/>	Need ride to meeting	<input type="checkbox"/>	Phone Calls
<input type="checkbox"/>	Offer place to stay after meeting	<input type="checkbox"/>	Workshops
<input type="checkbox"/>	Need place to stay after meeting	<input type="checkbox"/>	Like to join a mini-group
<input type="checkbox"/>	Membership	<input type="checkbox"/>	Offer to be quilt mentor
<input type="checkbox"/>	Big Sister/Brother Program	<input type="checkbox"/>	Need a quilt mentor
<input type="checkbox"/>	Hospitality	<input type="checkbox"/>	Other: _____
<input type="checkbox"/>	Publicity		

For official Membership Committee use only:

All joining members receive:

- Current Newsletter
- Membership Card
- Membership List (after November 1st)

New members also receive:

Membership Packet



Redwood Empire Quilters Guild
P.O. Box 5071
Eureka, CA 95502

Date: _____

Business Membership Registration Form

Please print legibly

Please check one: Renewal member New member

Business Name _____

Owner / Primary Contact Name _____

Address _____

City _____ Zip _____ Ext _____

Home Phone _____ Work Phone _____

Birthday (Month/Day) ____/____ Electronic Newsletter (circle one)? Yes or No

Email Address _____

Website Address _____

Please enter quantity:		Cash/Check or Money Order No.
<input type="checkbox"/>	Business Membership	\$55.00 <input type="checkbox"/>
<input type="checkbox"/>	Business Associate Membership (each)	\$15.00 <input type="checkbox"/>

The guild year runs from August 1 through July 31 of the following year.
 The annual REQG membership fee is due September 1st and delinquent on September 15th.
 Interested persons may join throughout the guild year.
 Give your REQG Membership Registration Form with fee payment to the Membership Chair at the next general membership meeting or mail to Redwood Empire Quilters Guild at the address above.
 Meetings are held on the first Thursday of the month September through June. Informal non-business meetings may be held in July and/or August.

Business Members receive the following benefits:

- Business Card size Ad in each regular Guild Newsletter (due to Newsletter Chairman by the 15th for inclusion in the next month's newsletter). Special edition ads and larger ads can be submitted and are subject to additional charges
- One copy of each published REQG Newsletter
- Listing on the REQG (reqg.com) website links page
- Two Listings in the annual REQG directory by Business Name and by Owner/Contact Name
- A copy of the annual REQG directory
- A REQG membership card in the business name
- Library privileges
- One vote in guild elections
- Free attendance at all meetings

Business members are asked to honor gift certificates issued by the Guild. Once honored, the certificate should be turned into the guild Treasurer for reimbursement.

rev. 05/14

Business Associate Registration
(make additional copies as necessary for each associate)

Please check one: Renewal member New member

Business Name _____

Business Associate Name _____

Address _____

City _____ Zip _____ Ext _____

Home Phone _____ Work Phone _____

Birthday (Month/Day) ____/____ Electronic Newsletter (circle one)? Yes or No

Email Address _____

Please check one: Renewal member New member

Business Name _____

Business Associate Name _____

Address _____

City _____ Zip _____ Ext _____

Home Phone _____ Work Phone _____

Birthday (Month/Day) ____/____ Electronic Newsletter (circle one)? Yes or No

Email Address _____

For official Membership Committee use only:

All joining members receive:

- Current Newsletter
- Membership Card
- Membership List (after November 1st)

New members also receive:

- Membership Packet
- REQG Bylaws



September Birthdays	
2	Jody Rusconi
6	Angela Davy
9	Kelly Hampton
11	Diane Goldsmith-Hager
21	Helen Gersbach Jean La Pietra
26	Melody Williams
27	Janet Anderson Bonnie Kavanaugh
28	Renee Stauffer



REQG Officer and Committee Chairs List 2023-2024	
PRESIDENT	Amy Gomes Maggie Stimson
1st VICE PRESIDENT	Martha Johnson
2nd VICE PRESIDENT	Lynn Todoroff
SECRETARY	Bonnie Kavanaugh
TREASURER	Kathy LaForge
PARLIAMENTARIAN	Bettyann Bringer-Rehm
COMMUNITY LIAISON	Jeanine Norrish
LIBRARIAN	Terry Tauzer
MEMBERSHIP	Tina Marie Fulton
NEWSLETTER	Yvonne Jolley
QUILT SHOW	Wanda Wahlund Nancy Frost
PUBLICITY	OPEN
BLOCK OF THE MONTH	Ann Anderson
FAT QUARTER RAFFLE	Melody Williams
HOSPITALITY	Lee Ann Moore Ruthanne Rocha
OPPORTUNITY QUILT	Pat Smith
RAFFLE TABLE	Susie Freese
SHOW & TELL	OPEN
SMALL QUILTS	Susie Freese
SUNSHINE	Mimi Mace
FACEBOOK/WEBSITE	Yara Hailey/ Maggie Stimson

Ready Reference

Fat Quarter: 18" x 22"
 Preemie Quilts: 14" x 14" to 20" x 20"
 Doll Quilts: 18" x 18" to 28" x 28"
 Community Quilts (Approximately)
 Hospice 40" x 60" red, white and blue. Larger is ok.
 Child 50" x 50" up to 50" x 60" x 70"
 square or rectangular
 Lap 50" to 60" x 72"
 Twin 70" x 80" smaller or larger is ok.
 Donations child 50" x 50" to queen
 90" x 90" square or rectangular
 Questions? Call:
 Small and Preemie Quilts Susie Freese 445-5844
 Fat Quarters Melody Williams 601-6604
 Community Quilts Jeanine Norrish 443-8805

Redwood Remnants is published monthly by the Redwood Empire Quilters Guild
 P. O. Box 5071,
 Eureka, CA 95502-5071 or www.reqq.com.
 REQG is a 501(c)4 Non-Profit Corporation
 Donations to REQG are not tax deductible
 Complete financial reports and minutes are available from the appropriate Board Officer.

**PLEASE RESPECT THOSE WHO HAVE ALLERGIES
 LEAVE THE PERFUME AND HEAVY
 FRAGRANCES AT HOME ON GUILD NIGHT!!**



The logo features a red circle with a diagonal slash over a perfume bottle icon. Below the icon, the text reads "Fragrance Free Zone".

NEWSLETTER GUIDELINES

Newsletter items of general interest are accepted from all members of REQG. Business memberships include a business card-sized ad in each newsletter for the REQG year. Members are welcome to submit a copy-ready ad in the following sizes:
 Business card size \$ 5.00
 1/4 page \$10.00
 1/2 page \$20.00
 Full page \$40.00
 If at all possible, please type articles in Microsoft Word or save as RTF format. If feasible, ads should be submitted in a graphic format via email or disk (jpeg preferred).
 Send payment with ad to:
 REQG—Treasurer
 P.O. Box 5071
 Eureka, CA 95502
 Or send payment to above address and e-mail ad to reqqnews@gmail.com
 -or- through the link at reqq.com
NEWSLETTER DEADLINE: 15th of the month

REQG Calendar

Humboldt Hill Grange
Date: September 7, 2023
Hospitality: 5:30 p.m.
Meeting: 6:00 p.m.

Board Meetings
Date: September 11, 2023
Time: 6:00 pm
Place: Susie Freese's home
 1502 D Street
 Eureka

SPECIAL EVENTS:
September 16, 2023 Nine Patch Sew Day
Humboldt Hill Grange
10:00 am—3:00 pm



Next Guild Meeting

September 7, 2023

Next Board Meeting:

September 11, 2023

Ocean Wave Quilts
 305 V St.
 Eureka, Ca.
 (707)444-0252
 Wednesday-Saturday 10:00-4:30
 Quilting Cottons, Batiks, Notions, Patterns, Classes




Susie Sews

Machine Quilting
Susie Freese, Owner
 1502 D Street
 Eureka, CA 95501
 (707) 445-5844

Email: susiefreese@gmail.com



Top to Bottom Stitches
 Longarm Quilting Services
Susan Tousley
 2148 Home Dr.
 Eureka, Ca.
 toptobottomstitches@gmail.com
 707 444-2998

Top to Bottom Stitches

SERVICES:

- * Machine basting for YOU to hand quilt.
- *Meandering
- *Pantograph Stitching
- *Freehand Stitching by Design
- *Templates/ Rulerwork

We Love Referrals!
 Call Sue @ (707) 444-2998

Wild Goose Quilting



Joanie Weiser
 (707) 822-2021
 (707) 672-2619 cell
 Located in Bayside, CA
 joanie@wildgoosequilting.com
 wildgoosequilting.com
 Long Arm Quilting using state-of-the-art Innova technology



Springville Quilt Barn
 Owner: Jan Leonard
 (707)496-3433



2045 S Main St Fortuna
 Thank you for Stopping by!
 Happy Sewing.....

Kelly Hampton

stitchferndale@gmail.com
 385 Main St. Ferndale, CA 95536
 PO Box 294
 707.786.5007

stagram: *Stitchinthevillage* **stitch**

FRESHWATER QUILTHANGERS

Verne R. Frost



vrf@freshwaterquilthangers.com
(707) 443-5264

Quilters Welcome!

443-3158
2825 F St.,
Eureka
Mon. - Fri.
9am-5:30pm

 Pacific Paper Co

 ARCATTA STATIONERS

Find us on the Web
•Free Delivery

Amy Gomes, Owner

Furniture, Chairs, Ergonomics
Office, School & Computer
Supplies, Best prices, everyday!

**Lavender Rose
Fabrics & Retreats**

Patty & Stephanie Underwood

Now offering quilting & painting classes!

301 West Harris St. Eureka, CA
530-945-2770
LavenderRoseFabrics@hotmail.com

All Washed Up Quilts

Angie 707-496-4137
Weezie 707-496-6498

Visiting Angels
LIVING ASSISTANCE SERVICES



Jeanne O'Neale
invites you to come by to meet our
staff and see our training room
Please call for an appointment
707-442-8001
1112 5th street, Eureka
www.visitingangels.com/eureka

FOLLOW US ON
facebook

« REFER A FRIEND »»

DATE: _____

APPLICANT: _____
*PRESENT THIS CARD TO HUMAN RESOURCES DURING YOUR FIRST INTERVIEW

REFERRED BY: _____
**IF YOUR REFERRAL IS HIRED AND STAYS 90 DAYS YOU WILL RECEIVE A \$100 BONUS!

APPLY ONLINE AT WWW.VISITINGANGELS.COM/EUREKA/EMPLOYMENT



REDWOOD EMPIRE QUILTERS
GUILD NEWSLETTER
P.O. Box 5071
Eureka, CA 95502



MEMBERSHIP	
Annual Dues	\$25
Associate Member - Newsletter only.	\$15
Junior Associate Member (Ages 12-17).....	Free
Guest Donation.....\$3 Special Meeting....	\$ 5

Don't Forget

- Name Tag
- Personal Beverage Holder with Lid
- Community, Preemie, and Doll Quilts
- Library Book (s) & Fine
- Show and Tell Items
- Fat Quarter
- Block of the Month
- Raffle Table Items

