

REDWOOD REMNANTS

October 2023



Presidents' Piece

Hello Everyone,

We had an unusually underattended Board Meeting this month due to several Board Members traveling to far flung places in September. However, those of us who stayed behind were productive. Martha/1st VP and Lynne/2nd VP have the year ahead well in hand.

It's important that you know that the pricing has changed for the Paper Piecing Classes to be taught by Jeanine Norrish and Helen Saunders. Rather than the \$25 a day first quoted, the Board decided to charge \$25 for both days and just \$15 if you can only attend one day. The classes will be held at Freshwater Grange on November 3rd and 4th. These are shaping up to be great classes at a very good price. Hope you can participate.

The Clarke Museum has completely adorned itself in Humboldt County quilts, old and new. The Grant Quilt is on display, and the 12' diameter 2021 Christmas Tree Skirt is draped so as you walk in it's the first thing you see. It really looks good. Everywhere you look there are gorgeous quilts, some made by guild members. Thank you to Pat Durbin, Susie Freese and Sally Frey for their excellent panel discussion at the Clarke's "Members Night". They were a big hit.

There's more to share but I will trust the other Officers and Committee Chairs to bring you up to speed.

Btw, we need three volunteers to help with the annual audit. Please contact me for more information.

See you at the meeting, October 5th. 5:30 is hospitality (bring something to share) and 6:00 is the meeting.

Maggie Stimson

Co-President



1st Vice-President

Thanks to all of you who showed up for the nine-patch Sit and Sew day on the 16th and a big thanks to Jeanine Norrish who put kits together for us. If you were not able to join us, please pick up a kit or squares at the next meeting to work on a quilt top for Community Quilts.

Do not forget to make your UFO list so you can show your first one or two UFO projects you have finished. You will get one ticket for each one you finish and bring to a meeting. Prizes will be given at the April meeting for whoever has completed the most UFO's from now until April. Our generous quilt shops, Stitch and Ocean Wave and Susie Freese are all going to provide awesome prizes for the top three finishers.

It was great to see so many of you at the last meeting. It is always good to meet and mingle with new and old members. **We hope you can attend the October 5 meeting and we know you will enjoy the bed turning by Susie Freese. We will also have several demos of quick holiday gifts during the break at tables around the room. We have four members signed up so far to provide demos, but it would be great to have a few more. Please give me a call if you can think of a quick gift or holiday decoration you could share.**

Please bring any Fall or Halloween quilts for Show & Tell, or any other finished quilts you want to share.

Be there or be square!

Martha

Liaison to Blood Bank Still Needed

The position of Liaison with the Blood Bank is a great job for a member who wants to get involved but not too involved.

The Liaison sends out a call (guild meetings, newsletter, and/or phone) for smaller quilts (wall hangings) three times a year. The Liaison then collects the quilts, writes a cover page to the blood bank indicating the quilt owner's names and the name of the quilt, and delivers the quilts to the Blood Bank. The staff then hangs the quilts. After 3 or 4 month being on display, the staff removes the quilts and is ready to hang the next group.

This committee is a great way to get to know other guild members and see smaller quilts up close and personal.

Please contact Nancy Frost 707-443-5264 or Maggie Stimson 707-496-8807 if you are interested in assuming this position or need more information.



Return Yard Signs and Chair Binders from Quilt Show

It takes a good bit of time to plan the quilt show, and about the same amount of time to put the quilt show to bed.

We are still waiting for members to return the Yard Signs that they put up around the county. These signs are expensive for the guild to purchase and to date we have only about a half of the yard signs returned.

Please check with your contacts and get signs returned to you and turn them in at the next guild meeting.

Also missing are a few of the chair binders for the quilt show. The chairs are expected to write-up a committee report that will help guide the next chair of the committee. Please bring the updated binders to the next guild meeting.

Nancy Frost and Wanda Wahlund, co-chairs Quilt Show

Raffle Table

Thank you all for making our first raffle table such a success.

\$200 was raised last month.

Next month we will again have a special drawing along with our monthly donations from you.

See you in October.

Susie Freese and Connie Johnson

Hospitality

Please *bring a snack to share.*

Homemade or store bought is fine.

Thank you,

Lee Ann Moore

Ruthanne Rocha



Opportunity Quilt

Susie Freese, Martha Johnson, Maggie Stimson and I had a nice time at the Natural Fiber Fair held at the Arcata Community Center selling raffle tickets for a Special Opportunity Quilt. With Board approval, Susie donated a quilt to raffle. Tickets were sold only at the Fiber Fair and the winning ticket was drawn on Sunday at 3:30, a short turn-around time from purchase to win. A lady visiting from Pacific Grove, CA was the winner.

There was great response from attendees and we sold \$484.00 in tickets, all to benefit the Guild!

Plans for the next Opportunity Quilt for the 2023-2024 Guild year, are in the works so keep checking your Newsletters and attending the General Meetings for more information as available.

Pat Smith, Opportunity Quilt Chair

Fat Quarter Raffle

Please bring some kind of Fall fabric for the Fat Quarter Raffle. Some suggestions are leaves, pumpkins, or any color of Fall. This is how it works: you will receive a raffle ticket for every fat quarter you submit. If your ticket is drawn, you win all the fat quarters donated at that meeting. Below are fat quarter themes for this coming year.

November - XMAS

December - BATIKS

January - No Meeting

February - No Meeting

March - FLOWERS

April - WEATHER

May - NOVELTY

June - BABIES

See you soon,
Melody Williams
Yvonne Jolley

2024 Challenge Quilt

Here is the grand reveal for the 2024 Challenge quilt...


*Where you live.

Your interpretation, could be your house, neighborhood, county,

country, bathroom, bed, you get the idea.

*Must have a heart.

Any way you want, applique, iron-on, quilted, part of the fabric.

*Must have the color  green

*Can be any size, but keep in mind it will show better if it's wall hanging size.

I came up with this idea because I always wanted an excuse to do a quilted


version of my house, now I'll have to.

Have fun, Jeanine



Block of Month REQG - Due at November Meeting

This simple block can be arranged to produce a dynamic quilt as shown below. The size of the quilt is easily adjustable by adding blocks. The block finishes at 9" x 9" (after being sewn into the quilt), and the quilt shown finishes at 57" x 75" if the 2" inner border and the 4" outer border are used.




Cutting:

Piece A. Cut a 6½" x 6½" square. Choose a jewel tone fabric for piece A. Jewel tones are bright and clear (not pastels, grayed or shaded colors). Many batiks are jewel tone but many prints can also read as jewel tones. *If you want to make the quilt shown, cut 30 piece As from the same or different jewel fabrics.*



Piece B. From white or nearly white fabric, cut a piece that is 6½" x 3½". *If you want to make the quilt shown, cut 30 Block Bs from the same or many different "white" fabrics.*



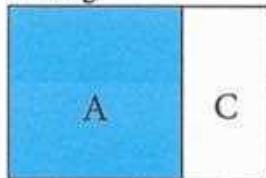
Piece C. From white or nearly white fabric, cut a piece that is 3½" x 6½". *If you want to make the quilt shown, cut 30 piece Cs from the same or many different "white" fabrics.*




Piece D. From black fabric, cut a piece that is 3½" x 3½". *If you want to make the quilt shown, cut 30 piece Ds from black fabric.*



Piecing



Sew a C piece to the right edge of piece A. Press toward A.

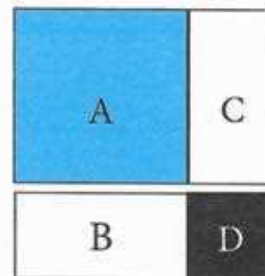


Sew a D piece to the right edge of piece B. Press toward D.


If you want to make lots of blocks, you can strip piece the B/D sub-blocks. Cut a 6½" x WOF white strip and a 3½" x WOF black strip. Sew together with black fabric to the right. Press toward black and then cross cut at 3½" into 11 or 12 9½" x 3½" sub-blocks. If you are using fat quarters, cut a 6½" white strip and a 3½" black strip (along the 21" edge). Sew black strip to right edge of white strip. Press toward black strip and cross cut into 5 or 6 9½" x 3½" sub-blocks. The quilt shown needs 30 B/D sub-blocks.

Sew the Block Together

Nesting seams, sew the A/C sub-block to the B/D sub-block with the squares in diagonal corners. Press toward A/C sub-block.



To make the quilt shown, sew six rows of five blocks in each row. The first block has the black square in the lower right, the second block has black square in upper right. Follow this pattern to the end of the row. The second row starts with the black square in the lower left followed by the second block with the black square in the upper left. Repeat the orientation to the end of the row. Rows 3 and 5 are the same as row 1. Rows 4 and 6 are the same as Row 2. I used a 2" inner border and a 4" outer border.



Membership Update

Membership dues for REQG Guild Year 2023/2024 must be paid by November 1, 2023 to maintain active membership status.

The membership contact list will be provided once a year by email to the entire active membership. Any new members who sign up after September will be individually sent a contact list. New Member contact information will be provided in the Monthly Newsletters.

How to avoid scams, phishing, and hacked email accounts.

Please use IT Security measures when contacting members and using membership contact information. Please do not share membership contact information online.

If you receive an unexpected or unusual email that appears to be from a Guild member, first call that member and check to see if they sent that email!

DO NOT REPLY to the email and DO NOT FORWARD the email to anyone! Check the email for obvious misspellings and typos. Check to see if the email is the same as in the contact list. Check to see what time the email was sent. If it was sent at 3:00 AM, that could be suspicious.

DO NOT click on any links in the email! Check the link first! You can check by hovering your mouse over the link to reveal the web address. If the address looks strange or suspicious, don't click on the link.

DO NOT share information or links in the email on Social Media (Facebook). Check first! Before sharing information such as a link to free quilt patterns, or free quilting fabric, or a promotional offer, check to see if the information is factual or too good to be true. Fabric is expensive. It's never really free. If the email requests you share the promotion or context with others, to win free fabric – it's most likely a scam.

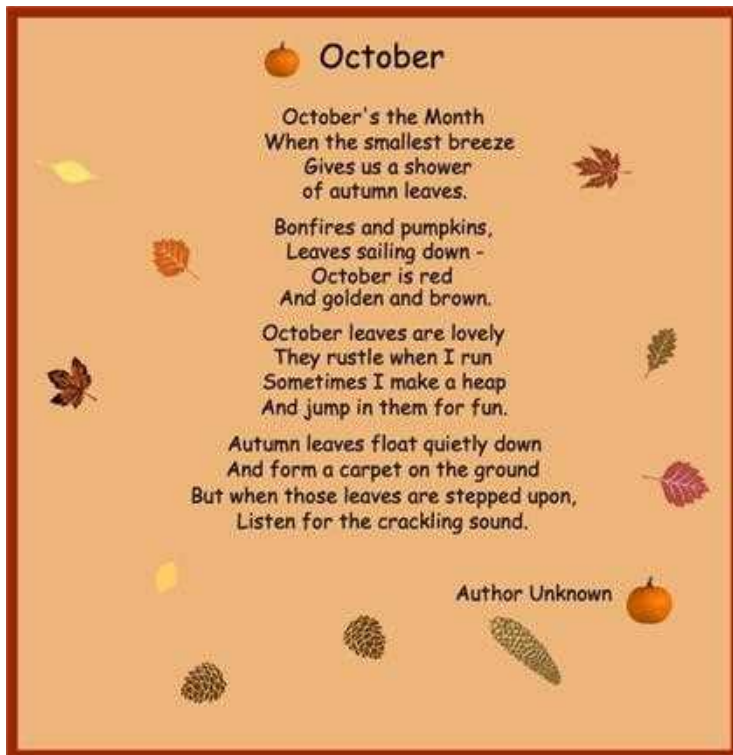
Scam Emails often convey a sense of urgency!!! NEVER provide personal information to the email scammer, and definitely don't send them any money! If the email is a scam or what is known as a 'phishing' email, **please CALL the affected member and alert them that their email may have been hacked.** Please make sure to also notify the REQG Guild Board, such as Tina Fulton, REQG Membership at: (707) 719-2449, or you can call the Co-Presidents Maggie Stimson (707) 496-8807 and Amy Gomes (707) 499-1401.





October 2023

Ashley Camarlinghi
 Diane Raines-Gass
 Leslie Hart
 Nneoma Udo
 Pamela Rex
 Janet King
 Jeannie Buerer
 Noreen O'Brien
 Gerry Smeltzer



REQG Officer and Committee Chairs List 2023-2024

PRESIDENT	Amy Gomes Maggie Stimson
1st VICE PRESIDENT	Martha Johnson
2nd VICE PRESIDENT	Lynn Todoroff
SECRETARY	Bonnie Kavanaugh
TREASURER	Kathy LaForge
PARLIAMENTARIAN	Bettyann Bringer-Rehm
COMMUNITY LIAISON	Jeanine Norrish
LIBRARIAN	Terry Tauzer
MEMBERSHIP	Tina Marie Fulton
NEWSLETTER	Yvonne Jolley
QUILT SHOW	Wanda Wahlund Nancy Frost
PUBLICITY	OPEN
BLOCK OF THE MONTH	Ann Anderson
FAT QUARTER RAFFLE	Melody Williams
HOSPITALITY	Lee Ann Moore Ruthanne Rocha
OPPORTUNITY QUILT	Pat Smith
RAFFLE TABLE	Susie Freese
SHOW & TELL	OPEN
SMALL QUILTS	Susie Freese
SUNSHINE	Mimi Mace
FACEBOOK/WEBSITE	Yara Hailey/ Maggie Stimson

Ready Reference

Fat Quarter: 18" x 22"
 Preemie Quilts: 14" x 14" to 20" x 20"
 Doll Quilts: 18" x 18" to 28" x 28"
 Community Quilts (Approximately)
 Hospice 40" x 60" red, white and blue. Larger is ok.
 Child 50" x 50" up to 50" x 60" x 70"
 square or rectangular
 Lap 50" to 60" x 72"
 Twin 70" x 80" smaller or larger is ok.
 Donations child 50" x 50" to queen
 90" x 90" square or rectangular
 Questions? Call:
 Small and Preemie Quilts Susie Freese 445-5844
 Fat Quarters Melody Williams 601-6604
 Community Quilts Jeanine Norrish 443-8805

NEWSLETTER GUIDELINES

Newsletter items of general interest are accepted from all members of REQG. Business memberships include a business card-sized ad in each newsletter for the REQG year. Members are welcome to submit a copy-ready ad in the following sizes:
 Business card size \$ 5.00
 1/4 page \$10.00
 1/2 page \$20.00
 Full page \$40.00
 If at all possible, please type articles in Microsoft Word or save as RTF format. If feasible, ads should be submitted in a graphic format via email or disk (jpeg preferred).
 Send payment with ad to:
 REQG—Treasurer
 P.O. Box 5071
 Eureka, CA 95502
 Or send payment to above address and e-mail ad to reqgnews@gmail.com
 -or- through the link at reqg.com
 NEWSLETTER DEADLINE: 15th of the month

Redwood Remnants is published monthly by the Redwood Empire Quilters Guild

P. O. Box 5071,

Eureka, CA 95502-5071 or www.reqg.com.

REQG is a 501(c)4 Non-Profit Corporation

Donations to REQG are not tax deductible

Complete financial reports and minutes are available from the appropriate Board Officer.

**PLEASE RESPECT THOSE WHO HAVE ALLERGIES
 LEAVE THE PERFUME AND HEAVY
 FRAGRANCES AT HOME ON GUILD NIGHT!!**

**REQG Calendar****Humboldt Hill Grange**

Date: October 5, 2023

Hospitality: 5:30 p.m.

Meeting: 6:00 p.m.

Board Meetings

Date: October 16, 2023

Time: 6:00 pm

**Place: Susie Freese's home
 1502 D Street
 Eureka**

SPECIAL EVENTS:

**November 3rd and 4th Paper Piecing
 Classes with Jeanine Norrish and Helen Saunders**



Next Guild Meeting

October 5, 2023

Next Board Meeting:

October 16, 2023

Ocean Wave Quilts


305 V St.

Eureka, Ca.

(707)444-0252

Wednesday-Saturday 10:00-4:30

Quilting Cottons, Batiks, Notions, Patterns, Classes



Susie Sews

Machine Quilting

Susie Freese, Owner

1502 D Street

Eureka, CA 95501

(707) 445-5844

Email: susiefreese@gmail.com

Top to Bottom Stitches

Longarm Quilting Services

Susan Tousley

2148 Home Dr.
Eureka, Ca.

toptobottomstitches@gmail.com

707 444-2998



Top to Bottom Stitches

SERVICES:

- * Machine basting for YOU to hand quilt.
- * Meandering
- * Pantograph Stitching
- * Freehand Stitching by Design
- * Templates/ Rulerwork

We Love Referrals!

Call Sue @ (707) 444-2998



Wild Goose Quilting



Joanie Weiser

(707) 822-2021

(707) 672-2619 cell

Located in Bayside, CA

joanie@wildgoosequilting.com

wildgoosequilting.com

Long Arm Quilting using state-of-the-art Innova technology



Kelly Hampton

stitchferndale@gmail.com

385 Main St. Ferndale, CA 95536

PO Box 294

707.786.5007

Instagram: *Stitchinthevillage* **stitch**



Springville Quilt Barn

Owner: Jan Leonard
(707)496-3433



2045 S Main St Fortuna
Thank you for Stopping by!
Happy Sewing.....



FRESHWATER QUILTHANGERS



Verne R. Frost



vrf@freshwaterquilthangers.com
(707) 443-5264

Quilters Welcome!

443-3158
2825 F St.,
Eureka
Mon. - Fri.
9am-5:30pm

Pacific Paper Co

ARCATA STATIONERS

Find us on the Web
•Free Delivery

Amy Gomes, Owner

Furniture, Chairs, Ergonomics
Office, School & Computer
Supplies, Best prices, everyday!



**Lavender Rose
Fabrics & Retreats**

Patty & Stephanie Underwood

Now offering quilting & painting classes!

301 West Harris St. Eureka, CA
530-945-2770
LavenderRoseFabrics@hotmail.com

All Washed Up Quilts

Angie 707-496-4137
Weezie 707-496-6498

Visiting Angels
LIVING ASSISTANCE SERVICES




Jeanne O'Neale
invites you to come by to meet our
staff and see our training room
Please call for an appointment
707-442-8001
1112 5th street, Eureka
www.visitingangels.com/eureka

FOLLOW US ON
facebook

« REFER A FRIEND »»

DATE: _____

APPLICANT: _____
*PRESENT THIS CARD TO HUMAN RESOURCES DURING YOUR FIRST INTERVIEW

REFERRED BY: _____
**IF YOUR REFERRAL IS HIRED AND STAYS 90 DAYS YOU WILL RECEIVE A \$100 BONUS!

APPLY ONLINE AT WWW.VISITINGANGELS.COM/EUREKA/EMPLOYMENT



REDWOOD EMPIRE QUILTERS
GUILD NEWSLETTER
P.O. Box 5071
Eureka, CA 95502



MEMBERSHIP
 Annual Dues \$25
 Associate Member - Newsletter only. \$15
 Junior Associate Member (Ages 12-17)..... Free
 Guest Donation.....\$3 Special Meeting...\$ 5

Don't Forget

- Name Tag
- Personal Beverage Holder with Lid
- Community, Preemie, and Doll Quilts
- Library Book (s) & Fine
- Show and Tell Items
- Fat Quarter
- Block of the Month
- Raffle Table Items

