

*REDWOOD REMNANTS**May 2023*

May Presidents' Letter

Dear Members,

Let's first talk about food. Several people have asked us when we can start refreshments again. After discussion with the Board, we came up with a plan.

We need to have Hospitality Chairs, preferably 2 or more people so one person is not overwhelmed and unable to participate in and enjoy the meeting.

Let's keep it simple:

No beverages provided, feel free to bring your own in a spill resistant container.

Yes - finger food.

No - hot food.

Possibly a June meeting start date (provided we have Hospitality Chairs).

April's program of Renee Stauffer's trunk show was gorgeous. Many thanks to Renee for sharing her quilts and quilting story with us. This made Amy and I wish for more programs where members share their collections of quilts. If anyone is interested in sharing or if anyone has someone in mind that would be a good candidate for sharing their quilt collection, please contact our 1st Vice President, Lynne Todoroff or one of us, Amy or Maggie.

Are you ready for May? REQG is starting out with a couple events we always look forward to. First the basket auction on Thursday, at our May 4th meeting, followed by the delayed Quilters Weekend on Friday and Saturday, the 5th and 6th. For more information, check out the 1st VP article in this newsletter. If you wish to attend, space is limited, please contact the 1st VP, Lynne Todoroff as soon as possible. Don't wait for the meeting night...do it now!

See ya' at the Humboldt Grange at the base of Humboldt Hill, May 4, 2023.

Social half hour at 5:30 and meeting at 6:00.

Maggie Stimson

Amy Gomes



1st VP Report

May 4th is our Basket Auction fundraiser!! Please donate a basket and bring a friend to the auction.

Some things to keep in mind when creating a basket:

The container doesn't have to be a basket: an envelope with a gift certificate, Dollar Store trays or buckets, vase, bowl, cardboard box, purse, tote, etc.

Pick a theme and find related items: doesn't have to be quilt related but maybe a book, sugar and sweet - jams and jelly's, scone mixes, pass on a UFO and let someone else finish it, Apples Galore - fat quarters of apple fabrics, apple appliqué or embroidery patterns with some local cider.

Arrange the items in the container so that the bidder can see most if not all of the items, if available, use clear cellophane or netting to wrap your basket to keep items from falling out during transport. Include the form giving information about the basket, estimated value and an opening bid. This is very helpful information for me to log in the donations and make auctions sheets.

Please deliver your basket by **May 1st** to either Susie Freese 1502 D Street Eureka (707) 445-5844 or Maggie Stimson 2845 North St, Eureka (707)496-8807. This will allow me to register and number the baskets and save time the night of the meeting.

If you are able to arrive early on May 4th, I will be needing helping hands for a number of "chores". I'll have a list at my side and I'll be happy to direct you: set up baskets, auction sheets, supervise tables, help reset tables for retreat after the meeting. I'm hoping for a big turn-out to we have something to celebrate at the retreat.

Friday (10-8P) and Saturday (10-3 with clean up to follow) May 5 & 6. There are four remaining seats available, \$20 for sharing a table or \$30 for a single table. Call me to reserve your seat and send in your money. We have prizes and raffles. Bring your own beverages/snacks, we haven't opened up to sharing food yet. Community quilts will be on site if you need a project Jeannine will be happy to help you.

Lynne Todoroff
(707)601-9618



Basket Auction Form:

Estimated value: _____

Name of Donor: _____

Basket theme: _____

List items: _____



FAT QUARTER RAFFLE

Hello Quilters! In May, the fabric theme for the Fat Quarter Raffle table will be ethnic fabric. That can include anything from Hawaiian print to jungle print to Native American print. No fat quarter will be turned away.

Bring ethnic fabric and you will receive a raffle ticket for every fat quarter you submit. If your ticket is drawn, you will win all of the donated fat quarters. I love my Native American fabric, but I promise to donate as much as I can.

Quilt on Quilters!
Melody Williams
Yvonne Jolley



RAFFLE TABLE

Thank you for all the wonderful donations that filled our raffle last month.

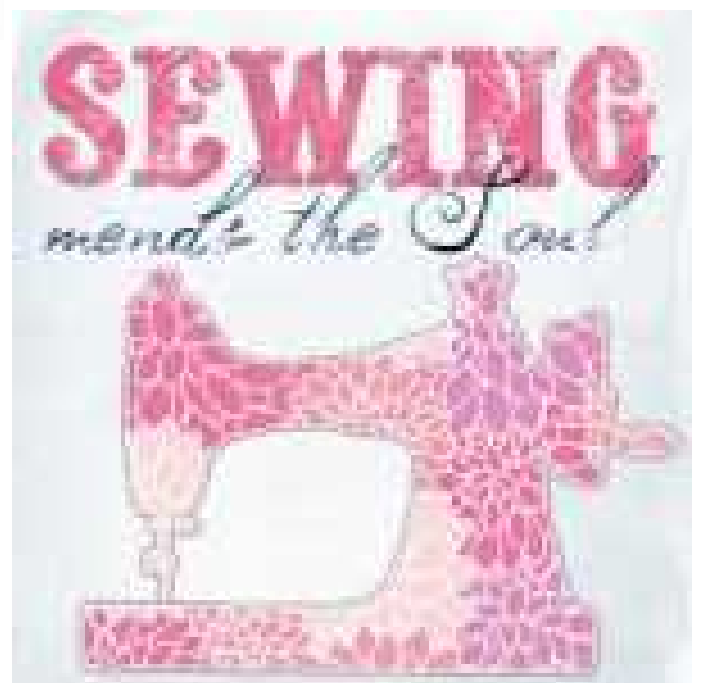
We made the rent which is our monthly goal.

A reminder that we won't have a raffle table in May because of our basket auction.

We will return in June. So, it gives you extra time to clean out your cupboards.

Thanks,

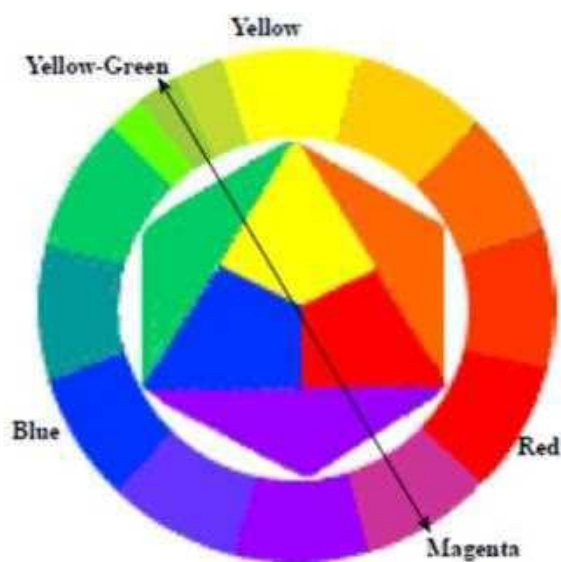

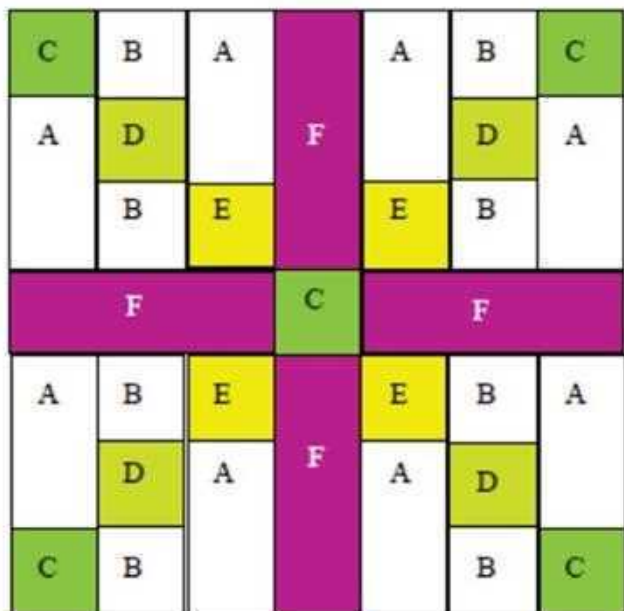
Susie Freese and Connie Johnson



Dear Quilt Guild Members,

This Block of the Month (BOM) is for spring. It explores a split-complement color scheme. We'll play with magenta and an analogous set of yellow-greens to make the Buffalo Ridge block. The blocks are due back at the May meeting. Contact Ann Anderson by phone at 707-633-5467 or e-mail at ann@quiltwoman.com if you have questions.

Split-Complement Color Scheme Magenta & Chartreuse to Spring Green



In general, to create a split complement color scheme, choose a hue (any hue) and find its complement directly opposite on the color wheel. Then choose one to three hues on each side of the complement. You will then have a collection of three to seven analogous hues to use with the first hue (the complement).

The split complement color scheme is my personal favorite. Like the complementary color scheme it automatically contains both warm and cool colors and the full spectrum of colors as the various colors contain elements of all the primaries. It also provides additional variety and complexity. You can use the pure hues or tints, tones or shades when choosing colors.

Choose two of the colors to be dominant and let the others play a supporting role

As an exercise, look at some of the fabrics in your stash and identify those with a split complement color scheme. You are likely to find many. Look at the colored dots at the selvage to see all the various colors.

Practice Block - Split Complement Buffalo Ridge Block

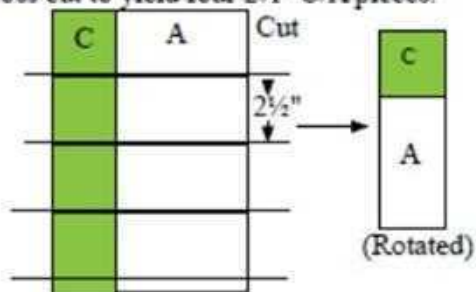
Our example uses magenta as the first hue and then uses the complement: yellow-green plus one color on each side of yellow-green on the color wheel (chartreuse and spring green.)

Fabric Suggestions: Tone-on-tone, marbles, very small prints or solids. Just make sure the color "reads" as the desired color.

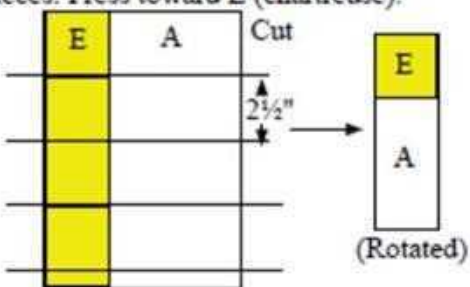
Block size 14" (14 1/2" x 14 1/2" with seam allowance)

Fabric	Piece	# to cut	Size
White or off-white	A	2	4 1/2" x 11"
	B	2	2 1/2" x 11"
Color to left of complement (Spring Green)	C	1	2 1/2" x 13 1/2"
Complement (Yellow Green)	D	1	2 1/2" x 11"
Color to right of complement (Chartreuse)	E	1	2 1/2" x 11"
First Hue (Magenta)	F	4	2 1/2" x 6 1/2"

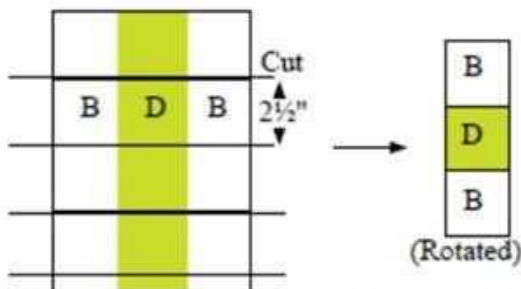
1. Cut one 2 1/2" x 2 1/2" square from the end of C (spring green) strip. Use in Step 7.
2. Sew remaining part of C strip to one of the A (white) strips. Press toward C (spring green). Then cross cut to yield four 2 1/2" C/A pieces.



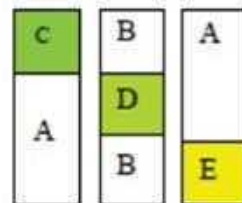
3. Repeat step 2 using the other A (white) piece and Strip E (chartreuse) to yield four 2 1/2" A/E Pieces. Press toward E (chartreuse).



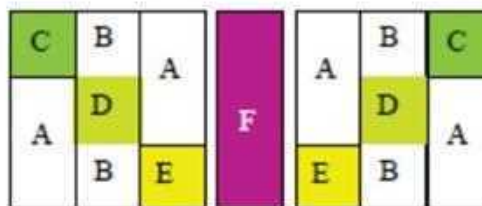
4. Sew two B (white) strips to D (yellow-green) strip. Press seams toward the D strip. Cross cut to yield four 2 1/2" B/D/B pieces.



5. Sew one C/A to one B/D/B. Then sew the A/E piece to the right. See diagram for proper orientation. Press toward B/D/B (middle). Repeat to yield 4 sub-blocks.



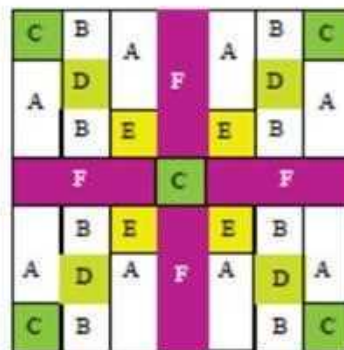
6. Sew one F (magenta) strip between two of the sub-blocks from step 5. Note Repeat for a second F strip and sub-blocks. Press seams toward F strips.



7. Sew the 2 1/2" x 2 1/2" square cut in Step 1 between two of the F strips. Press seams toward F strips.



8. Sew the two "half-blocks" from Step 6 to the F/C/F cross piece from step 7. Press seams toward F/C/G cross piece.



9. Trim block (if necessary) to an exact 14 1/2" x 14 1/2".

Quilt Show Update – Only 2 ½ Months Away

Entry Forms for the Quilt Show are due by Saturday, June 3rd to the REQG PO Box. This is the paper entry form –the picture that is to accompany the form can be taken of an unfinished quilt/3 dimensional object/wearable item. The colored picture is to help the hanging committee place your quilt in the appropriate location.

At both the May and June general meetings there will be someone available between 5:30-6 PM and the break to take pictures of quilt/3 dimensional object/wearable item. Please have your entry forms ready to submit the night the photo is taken. There will be a minimal charge for the picture.

Your actual quilt entries are due Saturday, July 1. A separate entry form must be completed for each item. Be sure to read over the Entry Guidelines before bringing your quilts/3 dimensional objects/wearables to receiving (see address on the Entry Form). Each quilt will need an identification label and hanging sleeve (if the quilt is wider than 48”).



Featured Quilters for the 2023 Heart of the Redwood Quilt Show

At the April meeting Lee Ann Moore introduced our Featured Quilters for the 2023 Quilt Show. They are Joyce Turner and Yvonne Jolley. Both quilters have been members of not only REQG but of Moonstone and Eel River Valley Quilt Guilds.

Joyce is known for her love of all fabric in purple and for regularly purchasing tickets for the raffle table even though she has admitted that she has a well-stocked fabric stash (perhaps 30 totes). It's the gamble that she loves—like her Saturday Poker and Tuesday Bingo Games. Joyce has served as Parliamentarian, Fat Quarter and Block of the Month chairs, and served as a board member of the Eel River Valley Guild. She participates monthly in the community quilt projects of both guilds and is known for being one, if not the top, Opportunity Quilt ticket seller. Joyce began quilting at the age of 14 and has continued for 61 years. Joyce prefers traditional and paper pieced quilts and gives most of her finished quilts away to her family and friends that is if they are not already designated for community quilts.

Yvonne began sewing at the age of nine on the knee of her grandmother, Mary Jennings. In December 1997 Yvonne attended her first guild meeting and within a month she had completed her first quilt. She is an avid sewer; she rises in the early morning hours while her family sleeps so she can get in at least one or two hours of sewing a day. Yvonne began by sewing traditional quilt patterns but has in the last decade experimented with modern and art quilts and now is designing quilts that incorporate traditional native American symbols and motifs. Yvonne has served in various capacities with both the REQG and Moonstone guilds, she has been Raffle Table, Doll Quilt, and Fat Quarter Chairs, Volunteer Coordinator for Quilt Shows and for number of years Newsletter Editor. Beside keeping her own family and friends supplied with quilts, she regularly devotes time each month to piecing community quilts, quilting them on her long arm and attaching the binding.

At the quilt show the guild will create a booth – front and center in the main hall –to display both of their quilt creations. We hope that all members will stop by and talk to Yvonne and Joyce and thank them for their years of involvement with the quilting community.

Redwood Empire Quilters Guild

Board Meeting March 8th, 2023

4:00 PM at Susie Freese's House

Members present: Amy Gomes, Maggie Stimson, Nancy Frost, Lynne Todoroff, Pat Smith, Martha Johnson, Terry Tauzer, Tina Fulton, Susie Freese, Jeanine Norrish, Angie Tustison

Meeting called to order at 4:52 PM by Co-President Amy Gomes.

Co-Presidents, Amy Gomes, and Maggie Stimson:

The next Board Meeting is Monday, April 10. We will meet at Lavender Rose at 3:00 PM for shopping and social time, then proceed to Maggie's house for the meeting. The May Board Meeting will be Monday, May 8, 5:30 PM at Pacific Paper Company.

1st Vice President, Lynne Todoroff:

Renee Stauffer will do a trunk show for the April Membership Meeting. The basket auction will be held in May, and June will be the Annual Meeting, election of officers, and quilt show orientation. The August meeting will be a picnic at Freshwater Park and the introduction of the new officers.

The Weekend Quilt Retreat will be held on Friday and Saturday, May 5th, and 6th at the Humboldt Grange. The hours are 10 am - 8:00 PM on Friday, and 10 am - 4 PM on Saturday. The cost for the weekend is \$20 for a shared table, or \$30 for a whole table. Limited scholarships are available for members who cannot cover the cost to attend.

2nd Vice President, Lynne Todoroff:

There is a possibility that Sally Frey could teach a workshop in April 2024. There was some discussion about the REQG budget for hiring teachers. Lynne will ask Sally what she charges for her workshops, and will bring that information back to the Board.

Lynne also suggested that two member teachers with complimentary techniques could each teach half day workshops. The Board responded favorably to this idea. Lynne will work on scheduling the workshops.

Secretary, Angie Tustison:

Maggie Stimson made a motion to approve the minutes from the February 9th, 2023 Board Meeting. There was a second by Pat Smith, and the motion passed.

Quilt Show, Nancy Frost:

The next Quilt Show Meeting is Monday, March 20th, 4:00 PM at the Freshwater Grange. Chairpersons are still needed for Volunteers and Publicity. Nancy will send an article to the Times Standard about Quilt Show planning.

Membership, Tina Fulton:

REQG currently has 108 members, and there were about 45 members at the March Membership Meeting. Tina will be making ribbons for Board members to wear that will make it easier for the membership to identify them.

Community Liaison, Jeanine Norrish:

So far, 113 quilts have been made and donated this fiscal year. Jeanine has a few more quilts that need to be finished for the "Name that Quilt" contest. Ann Anderson has offered to help Jeanine publish her pattern from the contest, with proceeds from pattern sales going to REQG.

Old Business:

Opportunity Quilt tickets are ready for members to pick up. There was \$47 in ticket sales at the Freshwater Grange breakfast. The Opportunity Quilt will be on display at Stitch during the Foggy Bottoms Milk Run on Sunday, March 12.

New Business:

The Humboldt Grange will put up wires to hang quilts for Show and Tell. Also, they have asked that we pack out our trash when we leave after the meetings. The Board agreed that we should all stay after the Membership Meetings whenever possible to help with clean up, and share the responsibility of garbage removal.

It was brought to the Board's attention that the quilt shops don't have any informational fliers about REQG to hand out to customers. A few Board members volunteered to bring copies of the REQG brochure to the shops.

Respectfully submitted by Angie Tustison

Newsletter deadline: 3/15/23

Next General meeting: 4/6/23 @ 6: p.m., Humboldt Grange

Next Board meeting: 4/10/23 @ 4: p.m., Maggie's house

REQG HAF Committee Report to REQG Executive Board on Wednesday 8 March 2023

-- Email 10 February 2023 'REQG Board Approval of Request for Project Assistance' from me to Mary Fisher, copied Co-Presidents: I would put an article in 'Redwood Remnants', which I did.

-- Email 16 February 2023 from me to 'Redwood Remnants': Sent two articles: 'REQG Fund and REQG Grants' and 'Quilting Expert Wanted'.

-- Email 17 February 2023 from me to Yara: 'Request Take Photos of Grant Recipients' and Yara agreed.

-- Letters mailed 23 February 2023 from me to each REQG Grant or Donation recipient: REQG Grant Recipient Meeting Reminder with Directions. Copied Co-Presidents.

-- Emails 24 February 2023 from me, once power was restored here after the snow, to each REQG Grant or Donation recipient: 'REQG Grant Recipient Meeting Reminder with Directions', copied Co-Presidents.

-- Emails 27 February 2023 from me to each REQG Grant or Donation recipient: 'Duration of REQG Grant Recipients' Presentations'.

-- REQG General Membership Meeting at 6:00 PM on Thursday 2 March 2023: After remarks made by Co-Presidents Amy and Maggie, I asked for a round of warm applause to welcome and congratulate the December 2022 REQG Grant recipients, wherever they were seated in the room. I then introduced them to give their presentations in numerical order of grant ID number.

-- Susie Freese was awarded \$2,000 for her "Quilting for Charity" program. Susie addressed this grant as well as the December 2021 REQG Grant for \$2,000 received for the same ongoing "Quilting for Charity" program.

-- Nancy Mitchell for the Shelter Cove Arts and Recreation Foundation, also known as SCARF, and for Board President Mark Mitchell, received a \$700 award for their "Development of a Shelter Cove Quilters Guild" project. Unable to attend because of the dangerous snowy and icy winding county roads around Shelter Cove, I read Nancy's emailed presentation about Lost Coast Quilt Guild, which under President Linda Franklin is moving rapidly to become a viable organization in Shelter Cove, as well as her emailed report on the much-postponed use of SCARF's December 2019 REQG Grant for \$2,000 to produce SCARF's large-scale Labor of Love Quilt Show 2022 on September 3rd last year, which proved a great success.

-- John Sroka for Sara Kimber, representing the Redwood Arts Association, received a \$1,600 award for RAA's "Beyond the Page: A Focus on Fiber and Sculpture 2023" exhibition which will be held at the Redwood Art Association Gallery from 15 November through 15 December 2023. John mentioned RAA's December 2021 REQG grant for \$2,000. for their "A Focus on Fiber 2022" exhibition and showed slides of the gallery and about the RAA.

-- Shirley Lipa represented the Eel River Valley Quilt Guild, which was awarded a \$2,000 grant for ERVQG's "Katrina's Closet" charity quilts program, named after the devastating Hurricane Katrina; the quilts being given to those in need. Shirley also reported on ERVQG's postponed December 2020 REQG Grant for \$1,000 for ERVQG's "Katrina's Closet" charity quilts program, which was used to make 239 quilts in a range of sizes by mid-2022; 174 quilts were distributed to three different charitable organizations and 65 quilts remain on hand in Katrina's Closet for the next emergency.

-- Mary Fisher received a grant for \$1,700 for her "Quilting for Hope" project at the Hope Center in Eureka, a mental health wellness center where people can be a part of a community and participate in classes, art, games, outings, exercise, discussions, and peer support. Mary and project partner Sarina Haro, both Cal Poly Humboldt students and Hope Center interns, will use the grant to purchase the necessary sewing machine, fabric, batting, and supplies, and the quilting expertise of an REQG quilter to teach the art of quilting to herself and Sarina, along with participants of Hope Center and other staff, to create a beautiful quilt for the Hope Center.

-- Pam Smith and Executive Director Thomas Throssel, for Redwood Adult and Teen Challenge, were awarded \$2,000 for their "Redwood Adult and Teen Challenge Sewing Class" program. For the last six years, Pam and program colleague Jeannie Buerer have been teaching young women how to sew, design, and create quilts, along with encouraging them to gain confidence in themselves as human beings. RATC students Krista and Amy showed examples of their work and told how the program helped them. Tom Throssel presented a plaque, made by RATC's young men in the wood-shop, to Co-Presidents Amy and Maggie, in recognition of REQG's support over the years. Pam also reported on the use of the postponed December 2020 REQG Grant for \$2,000 for the ongoing "Redwood Adult and Teen Challenge Sewing Class" program, completing quilts for all the Women's Dormitory beds and four quilts for the Men's Dormitory common room in 2022.

-- Josh Buck, Executive Director-Curator of The Clarke Historical Museum, received a donation of \$2,382.89 from REQG for the "Preservation of the Clarke's Quilt Collection." Josh expressed gratitude for the unexpected donation and described three antique quilts in the collection, including the Ulysses S. Grant banner quilt made by the Ladies' Social Circle in Eureka in the 1860s and the Blue Lake quilt, and said that the grant would be applied toward the purchase of an improved dehumidifier for the quilts' storage room.

-- Susie Freese said that years ago REQG had donated funds to the Clarke Museum for the construction of the wood and plexiglass display table for the large Ulysses S. Grant quilt and later for the wooden storage racks for the quilts in the collection, including the museum-quality coverings for the racks and the quilts.

-- I stated that with the foregoing disbursements, the Redwood Empire Quilters Guild Fund at the Humboldt Area Foundation was closed in December 2022.

-- Yara Hailey then took two group photos of the REQG Grant recipients including the REQG Co-Presidents and one of the Redwood Adult & Teen Challenge plaque.

-- REQG Grants and Guild Publicity: Last Saturday I sent an article to the Times-Standard about our official announcement of quilting-related REQG Grant awards at REQG's Thursday 2 March 2023 General Membership Meeting, as well as about the evening's program, guild activities, quilt show, April Meeting, and how to reach us for further information. Photographer Yara Hailey sent photos to me instead of directly to the Times-Standard as requested; resulting in three days of emailed photo transmission technical incompatibilities between me and Heather Shelton, T-S Lifestyle Writer, because I was unable to reach Yara again. I hope the final attempt on Monday was successful.

-- REQG Grant Application Records: REQG is responsible, for tax purposes, according to the Humboldt Area Foundation, to keep the application records of award recipients for five years, before shredding and disposal, or returning the records to HAF for disposal.

-- REQG Grant Reports: REQG, in the past, has required that award recipients, on completion of their projects, present project reports to the guild membership at REQG's Annual Business Meeting the following June. In fact, mid-2022 I sent gentle reminders to each grant recipient about their obligation to send a narrative description about fund use and financial accounting to HAF on or before 15 October, letting them know that if not done, HAF would not consider any new grant application in 2022. Several recipients thanked me and I received verbal or emailed reports from them about their completed projects. That was one of the reasons that I had some December 2022 REQG Grant recipients, now that I had them at an in-person REQG General Membership Meeting, in addition to relating how their new REQG Grants would be used, also give reports on projects completed in 2022, done using grants from previous years, several of which had been postponed one or more times due to the ongoing COVID-19 pandemic and lockdowns for public health safety. Following past practices, REQG's six December 2022 grant recipients would present reports to the guild in June 2024.

About three years ago, I asked REQG Grant recipient Susie Freese to send me copies of the paperwork included with the grant checks in the award packets from HAF. I had always assumed that grant recipients had a full year, until 31 December, in which to complete their projects and send reports to HAF containing narrative descriptions about how funds were used, including a financial accounting with receipts. I was surprised to learn that project reports were actually due on 15 October. Since then, I have thought that REQG would get a fresher perspective on quilting-related grant usage if REQG had grant recipients give reports on completed projects in November instead of the following June. But, COVID-19 intervened and we all shut down.

There are no REQG Grant Reports from previous grant recipients in REQG's Humboldt Area Foundation binder. According to previous chairpersons of the REQG HAF Committee, REQG has never required grant recipients to send to REQG a copy of the report sent to HAF; REQG only required an in-person report by the grant recipient to the REQG membership at REQG's Annual Business Meeting for the following June.

-- We spoke of \$10,000 in quilting-related REQG Grants and \$2,382.89 in a quilting-related donation at last Thursday's meeting, as well as \$9,000 in REQG Grant project reports, for a total of \$21,382.89 in REQG Fund grant money, representing donations, small and large, to the Fund over the years of its existence, from individual membership fees to big endowments, some from original REQG founders, now gone. I, for one, do want to know the results of December 2022 REQG Grant recipients' work on their projects.

Thank you.

Carol Hansen

Chairperson, REQG HAF Committee for 2022 - 2023

Nonvoting Member, REQG Board of Directors

Quilt Show – Coming to a Neighborhood Near You

July is fast approaching and the various quilt show committee chairs are hard at work trying to get things in place before the “really big show” begins on July 15 and 16.

Janet Fesler is calling on guild members to offer their vintage and antique quilts for the Bed Turning Presentations. The presentations will be held every other hour at the quilt show in the Teen Room of the Arcata Community Center. Bed Turning will alternate on an hourly basis with Quilt Demonstrations which Catherine Brown and Jeannie O’Neal are organizing.

Connie Johnson is collecting new and slightly used items for the Dutch Lottery. She is creating themed baskets with wonderful items. Unlike the Basket Auction to be held in May that requires cash bids with the highest bidder winning the basket, during a Dutch Lottery interested individuals buy tickets (\$1 for one ticket, \$5 for six tickets, \$10 for 12, \$20 for 24) which are placed in a labeled cylinder in front of the basket. At 2:30 on Sunday, Connie’s designee will draw the winning ticket for each basket.

Jeanine Norrish and her helpers are getting together 3 ½ inch squares to be used at the 9 Patch Party – a favorite hands-on activity for all attendees but particularly favored by men and children who attend the show. The 9 Patch Party will be held in the Arts and Crafts room of the Arcata Community Center. After people exhaust themselves making 9 patches, they can move across the hall and enjoy a pastry, beverage, salad, soup, or sandwich that will be for sale at the Bobbin Bistro. Wanda Wahlund and Amy Gomes are pricing ingredients and experimenting with recipes. All profits from the Bobbin Bistro will go to the guild’s general fund to help pay for speakers, workshops, etc. We hope you will save your appetite and partake of the food at the Bistro.

If you didn’t get a chance to see the 2021 Christmas Tree Skirt given to the USDF for the Washington DC Christmas tree, you will have a chance to see full sized photos of each skirt panel at the show. Photos will be hung down the long hall. Those interested in purchasing a book that describes the process of making the Christmas Tree Skirt, can purchase a copy at the Guild Booth which will be located in the entry lobby. Susie Freese or Carol Hansen will be able to help you with a book purchase or guild membership for the 2023-2024 year.

The gym at the Arcata Community Center will house the majority of the quilt entries and the vendor booths. Vendors have had a hard time surviving during the pandemic but we hope to have a full booths with plenty of items from which to purchase.

This year members of any one of the three guilds can enter up to five (5) quilts in the show (not counting Honor Quilts or Challenge Quilts). If we get too many quilts to hang, you will be asked to prioritize the quilts you want most to show. There has never been a problem with too many quilts, but we have never had bent up pandemic quilting energy before. So, submit those entry forms.

Copies of the Entry Form will be available at the April, May, and June general meetings. Copies will also be available at local quilt stores. Entry Forms can be printed from the guild’s website There is an information page that describes what is expected as well as directions for making a hanging sleeve (required for all quilts over 48 inches in width). The Entry form is to be used for all entries except for the Honor Quilts which has its own dedicated entry form.

There are seven quilt categories. This year the quilts will be hung according to category – all miniature quilts will be together, all special occasion quilts will be together, etc. It should be noted that many quilts fit into more than one category. Exhibitors/entrants select the category that they think most reflects their quilt.

In order to have a successful quilt show, many volunteers are needed. Please sign up for multiple time slots. We need people to sew (nine patch party), to work the ticket booth, to help with Bobbin Bistro, etc. There are sit down jobs, there are white glove jobs where the volunteer wanders, there are jobs giving demonstrations or helping before the show with set up, hanging, or after the show with take down. Volunteers who work a minimum of 6 hours, not only get into the show free, but qualify for prize drawings in September.

Nancy Frost and Wanda Wahlund, Co-Chairs



Entry Guidelines

**Heart of the Redwoods 2023 Quilt Show
Arcata Community Center, 321 Dr. Martin Luther King, Jr. Drive Arcata
Sponsored by Redwood Empire Quilters Guild**

Important Quilt Show Dates:

- Saturday, June 3 Entry Forms due with photos and applicable fees (mail to REQG Entries, PO Box 5071 Eureka, Ca 95502)
- Saturday, July 1 Deliver quilt entries to home of Maggie Stimson, 2845 North Street, Eureka, Ca., 707-496-8807
- Thursday, July 13 Layout and set up of quilt racks 9 am to 3 pm
- Friday, July 14 Hang quilts. Set up Dining Room, Arts and Craft Room, and Teen Room. Vendors set up their booths 12 am to 5 pm.
- Saturday, July 15 Quilt Show at the Arcata Community Center from 10 am to 5 pm. Vendors continue set up from 8 – 10 am.
- Sunday, July 16 Quilt Show at the Arcata Community Center from 10 am to 5 pm. Take down begins at 5 pm.
- Sunday, July 16 Claim entries at Arcata Community Center between 5:45-6:30 pm.

Quilt Show Entry Guidelines:

- Complete a separate Entry Form, Entry Receipt/Claim Check, and Identification Label for each entry – whether they are wearables, 3-D items, quilts, honor or challenge quilts.
- Attach a 3 by 5 or 4 by 6-inch color photo of each entry to the bottom of the Entry Form (Note: photos are not returned)
- Set Hanging sleeves on all quilts that measure 49 inches or more in width (See back of these guidelines for directions for making a hanging sleeve).
- Put an Identification Label on each entry. The ID label must be sewn onto the lower right-hand corner of the back of the quilt. ID labels for wearable art, three-dimensional/free form items must be attached in inconspicuous locations with the entrant’s name and the title of the entry.
- Deliver wearable art on a clothes hanger (label hanger with the entrant’s name and the title of the entry).
- Deliver 3-dimensional/free form entries in a labeled box or bag
- Members of any of the three Humboldt County Guilds may enter up to 5 items with no fee (Do not count Honor or Challenge Quilts in the 5 items). A fee of \$5 is charged for each entry above the 5 items per member maximum.
- Non-guild members are welcome to enter quilt items but must pay \$5.00 per item entered.
- The following items are not accepted for the show: rag quilts, whole panel quilts (preprinted fabric panels), tied quilts, and quilts previously shown at this show.
- All entries must be clean, undamaged, and free from strong odors. The guild reserves the right to return items that do not conform to these standards.
- Entries must be picked up on Sunday between 5:45 and 6:30 pm at the Claiming door at the side entrance of the Arcata Community Center. A sign will direct you to the claiming area. You will be expected to turn in the Entry Receipt/Claiming Check and sign the claiming book before receiving your entries.
- If you are unable to claim your entry, please arrange with someone else to do so. S/he must have the Entry Receipt/Claim Check to pick up your entry.

Offering Your Entries for Sale

- All entries may be made available for sale by entrant/exhibitor. A “For Sale” card must be purchased for a non-refundable fee of \$5.00/entry. The “For Sale” card will be placed on the entry and will indicate the price you set and the contact information (your phone number). The “For Sale” card will be marked SOLD when the Membership Table has been notified by you of a completed transaction. SOLD items must remain on exhibit throughout the show.
- The entrant/exhibitor is responsible for all transaction details such as price, sales tax, notification of the Membership Table, claiming and delivery of the sold item.

Detach Here:

Use this portion of the form to Claim your entry

Attach this portion of the form to your entry

Entry Receipt/Claim Check	Identification Label for Entry (an ID label)
This form must be brought when you deliver your entry. Later it becomes your claim check and must be presented to pick up your entry between 5:45 and 6:30 pm on Sunday, July 16	Detach and attach to the entry on the back lower right-hand corner. Multi-piece entries must have an ID label for each piece showing sequence of numbers (ex.,1 of 3, 2 of 3, 3 of 3)
Entrant’s Name	Entrant’s Name
Title of Entry	Title of Entry
Official use Only –Entry #	Official Use Only – Entry #

Entry Form

**Heart of the Redwoods 2023 Quilt Show
Arcata Community Center, Arcata California
Sponsored by Redwood Empire Quilters Guild**

Please read Entry Form Guidelines before completing this form.
Print or write legibly, attach photo, and include fee(s) if applicable with form.

Note: A separate entry form is used for Honor Quilts.

Mail to: REQG Entries, PO Box 5071, Eureka, CA 95502 by Saturday, June 3rd.

Entrant/Exhibitor's Name _____

Address _____

Cell Phone _____ Land Line _____ Work _____

Email Address _____

Indicate if a member of a local guild ___ REQG ___ ERVQG ___ Moonstone. If not a guild member, there is a \$5.00 fee per entry.

I would like to sell this entry ___ yes ___ no. If yes, indicate sales price _____

There is a \$5.00 fee per "For Sale" card.

Title of Entry _____

Pieced by _____ Quilted by _____

Measurement of quilt in inches: _____ width _____ length

Category you wish this entry to be shown (Select only one):

- Challenge Quilt Right to Vote Criss-Cross Star
 Wearable or 3-Dimensional/Free Form
 Traditional Quilt
 Modern or Art Quilt
 Landscape or Picture
 Special Occasion Quilt (holiday, memory, baby, celebration)
 Embroidered or Appliqued Quilt
 Miniature Quilt

Insurance Coverage:

REQG's insurance policy is a personal injury liability policy and does not provide protection against theft, damage, or loss of any item at the quilt show. However, reasonable care will be taken to protect your entry. The Guild can not accept financial responsibility for your property. Please check with your homeowner's insurance to see if your entry will be covered by your home policy. We ask entrants/exhibitors to initial and sign below to evidence recognition and assumption of risk.

_____ By signing this statement, I expressly agree to release REQG, Arcata Community Center, City of Arcata and their respective agents, employees, members and volunteers from all liability for any loss, damage, or theft to any article entered by me in the REQG sponsored Quilt Show.

_____ I understand and assume that I bear the risk of uninsured loss to my property and that it is up to me to insure my own property.

_____ I understand that the patrons attending the quilt show may photograph or video my entry for their personal use.

_____ I hereby authorize REQG or news media to use images of this entry for publicity or promotional purposes. This use will be strictly related to this or future REQG quilt events. Images may also be used in creation of a CD/DVD of the show for sale by REQG or for posting on REQG's website.

Signature _____ Date _____

On the line below, attach photo of entry and a check made out to REQG for the appropriate fees (\$5 non-member, \$5 For Sale Card, \$5 for each entry beyond five entries (do not count Challenge Quilts or Honor Quilts in the total).

Attach check and photo to this line

Entry Form Honor Quilt

Heart of the Redwoods 2023 Quilt Show
Arcata Community Center, Arcata California
Sponsored by Redwood Empire Quilters Guild

Note: A separate entry form is used for non-honor quilts

Mail Entry Form by Saturday, June 3rd to: REQG Entries, PO Box 5071, Eureka, CA 95503

Please read Entry Form Guidelines before completing this form. Honor Quilts are not counted in total of quilts entered into the show. Print or write legibly.

Entrant/Exhibitor's Name _____

Address _____

Cell Phone _____ Work/Home _____ Email _____

Title of Entry _____

Pieced by _____ Quilted by _____

Measurement of quilt in inches _____ Length _____ Width (Note: if width is greater than 48 inches, a hanging sleeve must be attached to the back of the quilt. See directions given with Entry Guideline on how to make a sleeve.)

Brief Description of the quilt and source of pattern:

Name of honoree _____ phone number _____

Honoree's address _____ email _____

Please indicate one of the following: _____ I have _____ I have not notified the honoree that s/he will be recognized during an "Honor Quilts Program" at the REQG 2023 Quilt show. During the program, s/he will be introduced and asked to come forward, a description of honoree's service will be read, and s/he will be given the quilt. Others will be honored during the program.

Description of why the Honoree is being recognized (You may use the back of this page if more room is needed):

Insurance Coverage: REQG's insurance policy is a personal injury liability policy and does not provide protection against theft, damage, or loss of any item at the quilt show. Note, reasonable care will be taken to protect your entry but the Guild cannot accept financial responsibility for your property. Please check with your homeowner's insurance to see if your entry will be covered by your home policy. We ask entrants/exhibitors to initial and sign below to evidence recognition and assumption of risk.

_____ By signing this statement, I expressly agree to release REQG, Arcata Community Center, City of Arcata and their respective agent, employees, members, and volunteers from all liability for any loss, damage, or theft to any article entered by me in the REQG sponsored Quilt Show.

_____ I understand and assume that I bear the risk of uninsured loss to my property and that it is up to me to insure my own property.

_____ I understand that the patrons attending the quilt show may photograph or video my entry for their personal use.

_____ I hereby authorize REQG or news media to use images of this entry for publicity or promotional purposes. This use will be strictly related to this or future REQG quilt events. Images may also be used in creation of a CD/DVD of the show for sale by REQG or for posting on REQG's social media sites.

Signature _____ Date _____

Attach 3" by 5" photo of the Honor Quilt here

Directions For Making a Hanging Sleeve for a Quilt

A hanging sleeve helps distribute weight of a quilt evenly if it is to be hung. Ideally all quilts should have a hanging sleeve attached to the back top of the quilt. For our quilt show we are asking that any quilt measuring more than 48 inches in width have a hanging sleeve attached to the back of the quilt. Hanging sleeves can match the backing fabric or be a neutral solid. Hanging sleeves can often be purchased at local quilt stores or online. Some people remove the hanging sleeve after showing the quilt, other leave the sleeve on so the recipient of the quilt can hang the quilt if they wish. Make your hanging sleeve by following the directions below:

Cut a piece of fabric 8 ½ inches wide and 1 to 2 inches shorter than the width of the quilt.

Hem the two short ends by making a ¼ inch double fold and stitching the folds.

Fold the fabric in half lengthwise with the wrong sides together and stitch a ¼ inch seam. You have just created a tube.

Turn the tube right sides out and press the tube flat with the seam running down the middle.

Place and pin the pressed tube with the seam line against the quilt backing just below the binding at the top of the quilt. Note the tube will end about 1 to 2 inches from either end of the quilt edge.

Use a blind hem stitch or whip stitch to sew the tube's top fold line to the binding stitch line. Remove the pins. Make sure your stitches do not show on the front of your quilt.

Ease the lower fold line up about ½ inch and pin the tube to the backing. Again, use a blind hem stitch or whip stitch to attach the lower half of the tube to the back of your quilt.

Remove the pins and lay the pressed fold line back down. The fold line will cover the stitches and will provide "give" when the hanging rod is inserted into the sleeve.

Contact Information

Mailing Address: REQG, P O Box 5071, Eureka California, 95502

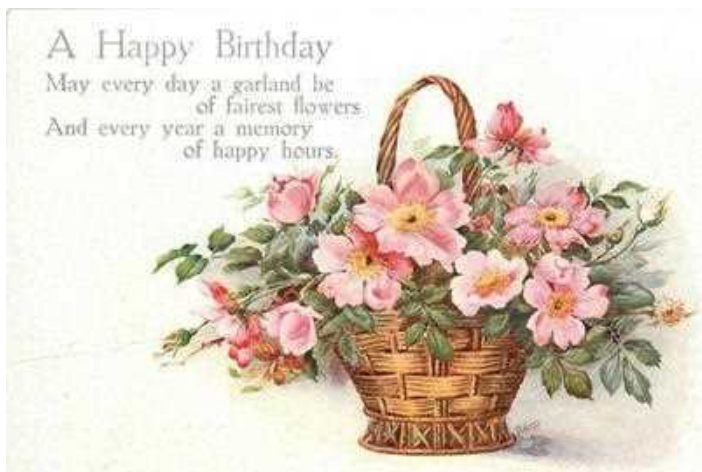
Website: www.REQG.com

Quilt Show Venue: Arcata Community Center, 321 Dr. Martin Luther King Parkway, Arcata, California 95521

Quilt Show Co-Chairs: Nancy Frost (707-443-5264 or 707-845-3084) or Wanda Wahlund (707-599-2499)

Receiving: Maggie Stimson (707496-8807) 2845 North Street, Eureka, California 95501





May Birthdays

15 Joan Werner

16 Maggie Stimson

19 Linda Smith

25 Lee Ann Moore

26 Pamela J. Smith

28 Debbie Jansen



REQG Officer and Committee Chairs List 2022-2023

PRESIDENT	Amy Gomes Maggie Stimson
1st VICE PRESIDENT	Nancy Frost Lynne Todoroff
2nd VICE PRESIDENT	Catherine Brown
SECRETARY	Angie Tustison
TREASURER	Kathy LaForge
PARLIAMENTARIAN	Wanda Wahlund
COMMUNITY LIAISON	Jeanine Norrish
LIBRARIAN	Terry Tauzer
MEMBERSHIP	Tina Marie Fulton
NEWSLETTER	Yvonne Jolley
QUILT SHOW	Wanda Wahlund Nancy Frost
PUBLICITY	OPEN
BLOCK OF THE MONTH	Ann Anderson
FAT QUARTER RAFFLE	Melody Williams/ Yvonne Jolley
HUMBOLDT AREA	Carol Hanson
HOSPITALITY	OPEN
OPPORTUNITY QUILT	Pat Smith
RAFFLE TABLE	Susie Freese
SHOW & TELL	OPEN
SMALL QUILTS	Susie Freese
SUNSHINE	Mimi Mace
FACEBOOK/WEBSITE	Yara Hailey/ Maggie Stimson
Past President	Martha Johnson

Ready Reference

Fat Quarter: 18" x 22"
 Preemie Quilts: 14" x 14" to 20" x 20"
 Doll Quilts: 18" x 18" to 28" x 28"
 Community Quilts (Approximately)
 Hospice 40" x 60" red, white and blue. Larger is ok.
 Child 50" x 50" up to 50" x 60" x 70"
 square or rectangular
 Lap 50" to 60" x 72"
 Twin 70" x 80" smaller or larger is ok.
 Donations child 50" x 50" to queen
 90" x 90" square or rectangular
 Questions? Call:
 Small and Preemie Quilts Susie Freese 445-5844
 Fat Quarters Melody Williams 601-6604
 Community Quilts Jeanine Norrish 443-8805

NEWSLETTER GUIDELINES

Newsletter items of general interest are accepted from all members of REQG. Business memberships include a business card-sized ad in each newsletter for the REQG year. Members are welcome to submit a copy-ready ad in the following sizes:
 Business card size \$ 5.00
 1/4 page \$10.00
 1/2 page \$20.00
 Full page \$40.00
 If at all possible, please type articles in Microsoft Word or save as RTF format. If feasible, ads should be submitted in a graphic format via email or disk (jpeg preferred).
 Send payment with ad to:
 REQG—Treasurer
 P.O. Box 5071
 Eureka, CA 95502
 Or send payment to above address and e-mail ad to reqgnews@gmail.com
 -or- through the link at reqg.com
NEWSLETTER DEADLINE: 15th of the month

Redwood Remnants is published monthly by the Redwood Empire Quilters Guild
 P. O. Box 5071,
 Eureka, CA 95502-5071 or www.reqg.com.
 REQG is a 501(c)4 Non-Profit Corporation
 Donations to REQG are not tax deductible
 Complete financial reports and minutes are available from the appropriate Board Officer.

**PLEASE RESPECT THOSE WHO HAVE ALLERGIES
 LEAVE THE PERFUME AND HEAVY
 FRAGRANCES AT HOME ON GUILD NIGHT!!**

**REQG Calendar.****Humboldt Grange Hall**

May 4, 2023

Hospitality: 5:30 p.m.

Meeting: 6:00 p.m.

Board Meetings

May 8, 2023

Special Event:**Quilters Weekend at Humboldt Grange Hall**

May 5, 2023 10:00—8:00

May 6, 2023 10:00—3:00



Next Guild Meeting

May 4, 2023


Next Board Meeting:

May 8, 2023

Ocean Wave Quilts
 305 V St.
 Eureka, Ca.
 (707)444-0252



Wednesday-Saturday 10:00-4:30
 Quilting Cottons, Batiks, Notions, Patterns, Classes



Susie Sews

Machine Quilting
Susie Freese, Owner
 1502 D Street
 Eureka, CA 95501
 (707) 445-5844

Email: susiefreese@gmail.com

Top to Bottom Stitches

Longarm Quilting Services

Susan Tousley
 2148 Home Dr.
 Eureka, Ca.

toptobottomstitches@gmail.com

707 444-2998

Top to Bottom Stitches

SERVICES:

- * Machine basting for YOU to hand quilt.
- *Meandering
- *Pantograph Stitching
- *Freehand Stitching by Design
- *Templates/ Rulerwork

We Love Referrals!

Call Sue @ (707) 444-2998

Wild Goose Quilting



Joanie Weiser
 (707) 822-2021
 (707) 672-2619 cell
 Located in Bayside, CA

joanie@wildgoosequilting.com
wildgoosequilting.com

Long Arm Quilting using state-of-the-art Innova technology

Springville Quilt Barn

Owner: Jan Leonard
 (707)496-3433



2045 S Main St Fortuna
 Thank you for Stopping by!
 Happy Sewing.....

Kelly Hampton

stitchferndale@gmail.com
 385 Main St. Ferndale, CA 95536
 PO Box 294
 707.786.5007

stagram: *Stitchinthevillage* **stitch**



Visiting Angels
SENIOR HOMECARE BY ANGELS



Jeanne O'Neale
Executive Director

1112 5th Street, Eureka, CA 95501 Eureka: 707-442-8001
 1719 Main Street, Fortuna, CA 95540 Fortuna: 707-725-3611
 joneale@visitingangels.com Arcata: 707-825-8008
 www.visitingangels.com/eureka Cell: 707-496-2933



Quilters Welcome!

443-3158
2825 F St.,
Eureka
Mon. - Fri.
9am-5:30pm

Pacific Paper Co

ARCATA STATIONERS

Find us on the Web
•Free Delivery

Amy Gomes, Owner

Furniture, Chairs, Ergonomics
Office, School & Computer
Supplies, Best prices, everyday!

FRESHWATER QUILTHANGERS



Verne R. Frost



vrf@freshwaterquilthangers.com
(707) 443-5264

All Washed Up Quilts

Angie 707-496-4137
Weezie 707-496-6498



**Lavender Rose
Fabrics & Retreats**

Patty & Stephanie Underwood
Now offering quilting & painting classes!

301 West Harris St. Eureka, CA
530-945-2770
LavenderRoseFabrics@hotmail.com

**FOLLOW US ON
facebook**



REDWOOD EMPIRE QUILTERS
GUILD NEWSLETTER
P.O. Box 5071
Eureka, CA 95502



- MEMBERSHIP
- Annual Dues \$25
- Associate Member - Newsletter only. \$15
- Junior Associate Member (Ages 12-17)..... Free
- Guest Donation.....\$3 Special Meeting...\$ 5

Don't Forget

- Name Tag
- Personal Beverage Holder with Lid
- Community, Preemie, and Doll Quilts
- Library Book (s) & Fine
- Show and Tell Items
- Fat Quarter
- Block of the Month
- Raffle Table Items

