

REDWOOD EMPIRE QUILTERS GUILD (REQG)
Heart of the Redwoods Quilt Show, Redwood Acres July 27 and 28, 2019
Please read all instructions and information carefully.

Important Quilt Show Dates

- Monday, May 20, 2019** - Entry forms, photos and applicable fees due
Saturday, July 20, 2019 - Deliver entries to Maggie Stimson, 2845 North St, Eureka **2:00 pm to 7:00 pm**
Saturday, July 27, 2019 - Quilt Show at Redwood Acres 10:00 am - 5:00 pm
Sunday July 28, 2019 - Quilt Show at Redwood Acres 10:00 am - 4:00 pm
Sunday July 28, 2019 - All entries must be picked up at Redwood Acres 5:00 pm - 5:45 pm

Quilt Show Entry Guidelines

1. Complete a separate Entry Form, Entry Receipt/Claim Check and Identification Label for each entry.
2. Attach a 3" by 5" or 4" by 6" color photo of the entry to the bottom right of the Entry Form. Photos are not returned.
3. Sleeves are required on entries that measure more than 50 inches on a side. See reverse side of this form for directions.
4. Deliver wearable art on a clothes hanger labeled with the entrant's name and entry title.
5. Free-form entries must be in a carton or bag labeled with the entrant's name and the title of the entry.
6. All entries must have an Identification Label. For **quilts**, this must be sewn on the **lower right hand corner of the back**.
7. **Wearable art labels** must be sewn on the inside or attached as inconspicuously as possible. Entries with multiple parts must have a label attached to each part.
8. Due to limited space, REQG reserves the right to limit the number of entries as needed.
9. All Humboldt County quilt guild members pay no fee for any entry. Non-guild members pay \$3.00 for each entry.
10. **No** craft items, rag quilts, whole panel quilts (containing only preprinted fabric panels), tied quilts (except crazy quilts) or quilts previously exhibited at this show will be accepted at this show.
11. All entries must arrive **clean, undamaged and free of any strong odor**.
12. Ribbons will be given to the Volunteers Choice and to a Junior quilt.
13. To claim an entry after the show, turn in the Entry Receipt/Claim Check, take receipt of the entry, and sign the Entry Book. If you are unable to claim your entry, arrange for someone else to do it. They must have the Entry Receipt/Claim Check.

QUILT SALES

All quilts exhibited at the show may be made available for sale by owner by purchasing a For Sale card for a non-refundable \$5.00 fee. Placed on the quilt, the card will provide price and contact information. All transaction details such as sales tax and delivery are the responsibility of the seller. All sold quilts must remain on exhibit throughout the show.

USE THIS FORM TO CLAIM YOUR ENTRY

ATTACH THIS FORM TO YOUR ENTRY

Please leave the Entry # field blank

Entry Receipt/Claim Check	Identification Label (ID Label)
This form must be brought with you when you deliver your entry. It becomes your claim check and must be presented to pick up your entry between 5:00 pm and 5:45 pm on Sunday July 28, 2019	Detach and sew to the entry as outlined. above. Multi-piece entries must have an ID label on each piece showing sequence numbers such as 1 of 3, 2 of 3 etc.
Name _____	Name _____
Title of Entry _____	Title of Entry _____
Received by _____	Entry # _____
Date _____ Entry # _____	

CONTACT INFORMATION

REQG, P.O. Box 5071, Eureka, CA 95502 or www.REQG.com

Quilt Show Chairperson: Jan Phelps (707) 502-5057

Quilt Entries: Pat Smith (707) 599-8004

Receiving: Maggie Stimson (707) 496-8807

Quilt Sleeve Instructions

1. Measure the width of the quilt and cut a piece of fabric 8½" wide and 1" to 2" shorter than the width of the quilt. Hem the 2 short ends of the fabric (sleeve).
2. Fold the sleeve in half lengthwise with the wrong sides together and stitch the raw edges with a ¼" seam creating a tube (fig.1).
3. Iron the tube flat with the seam line running down the middle (fig.2).
4. Place the tube with the seam line against the back of the quilt and the top just below the binding on the top of the quilt. Whipstitch (or hemstitch) the top of the tube to the back of the quilt, taking care that the stitches do not show on the front of the quilt. (fig.3)
5. Ease the side of the tube facing you towards the top of the quilt about ¼" to ½" (make sure that it does not go over the upper edge). Whipstitch the remaining 3 sides to the back. A crease will form at the lower edge; this allows give when the rod is inserted. (fig. 3)

Figure 1

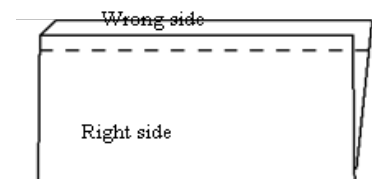


Figure 2

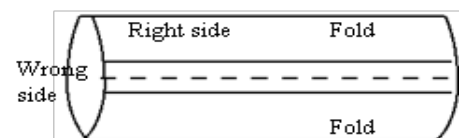
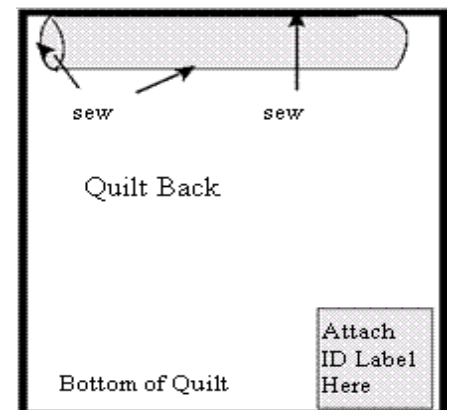


Figure 3



REDWOOD EMPIRE QUILTERS GUILD (REQG)
Heart of the Redwoods Quilt Show
Redwood Acres July 27 and 28, 2019
Entry Form

Please read Entry Guidelines carefully. Please print clearly.
Sign and date the entry form, attach the entry photo and include applicable entry fee.
Mail to: REQG Entries, PO Box 5071, Eureka, CA 95502 by May 20, 2019

Guild Membership (check all that apply): REQG _____ ERVQG _____ Moonstone Quilters _____

Exhibitor's Name _____

Address _____ City _____

Phone: Day () _____ Evening () _____

Email _____

I would like to sell my quilt. Yes _____ No _____ If yes, asking price. _____

Fees enclosed (including entry fee and optional \$5.00 sale card fee)

\$ _____ Cash _____ Check _____ (check one)

Entry Title _____

Made by _____ Quilted by _____

Quilted (Please check one) By Hand _____ By Machine _____

Measurement (inches) Width _____ Height _____

_____ Quilt

_____ Challenge Quilt

_____ Other - Describe: e.g. jacket, purse, vase, doll etc. _____

_____ Junior Quilt

The guild needs volunteers to assist at the quilt show. Please consider being a volunteer and contact Yvonne Jolly at (707) 633-6503.

Your entries may already be protected by your Homeowner's Insurance policy. REQG's insurance policy is a personal injury liability policy and does not provide protection against property damage, loss or theft. Reasonable care will be taken to protect your entry. We cannot accept financial responsibility for your property.

We ask entrants to sign the following statement to evidence their recognition and assumption of risk. By signing this statement, I expressly agree to release REQG, Redwood Acres and their respective agents, employees and members from all liability for any loss, damage, theft, injury or destruction to any article entered by me in the REQG Quilt Show. I understand and assume that I bear the risk of uninsured loss to my property and that it is up to me to insure my own property.

I understand that the public may photograph and/or videotape the exhibits for personal use. I hereby authorize REQG or news media to use images of this entry for publicity or promotional purposes. This use will be strictly related to this or future REQG quilt events. Images may also be used in creation of CDs/DVDs of the show for sale by REQG.

Signature _____ (If under 18, parent signs) Date _____

Please provide additional information requested on the other side of this page

Attach photo by dashed line

